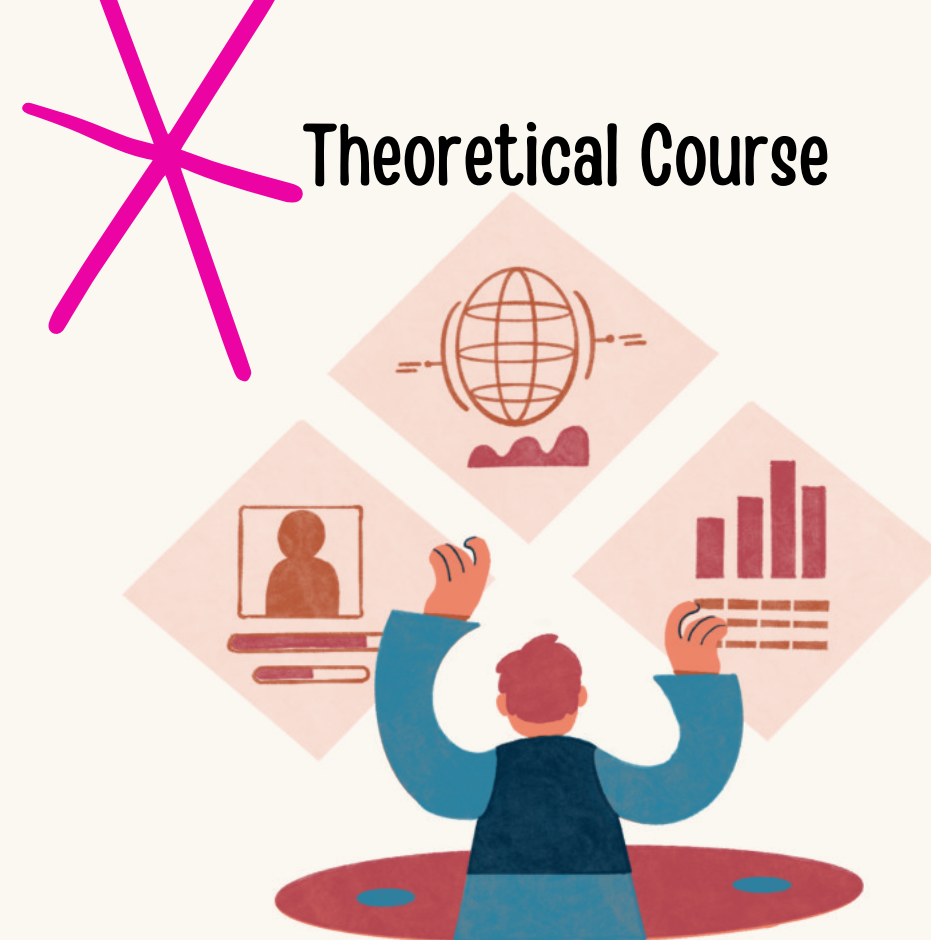



Digital Inclusion

INTRODUCTION TO THE DIGITAL WORLD



Additional Appendices:

- 1 - Activity: Digital Treasure Hunt
- 2 - Writing an Email and Online Research



FRANCE



GERMANY



SPAIN

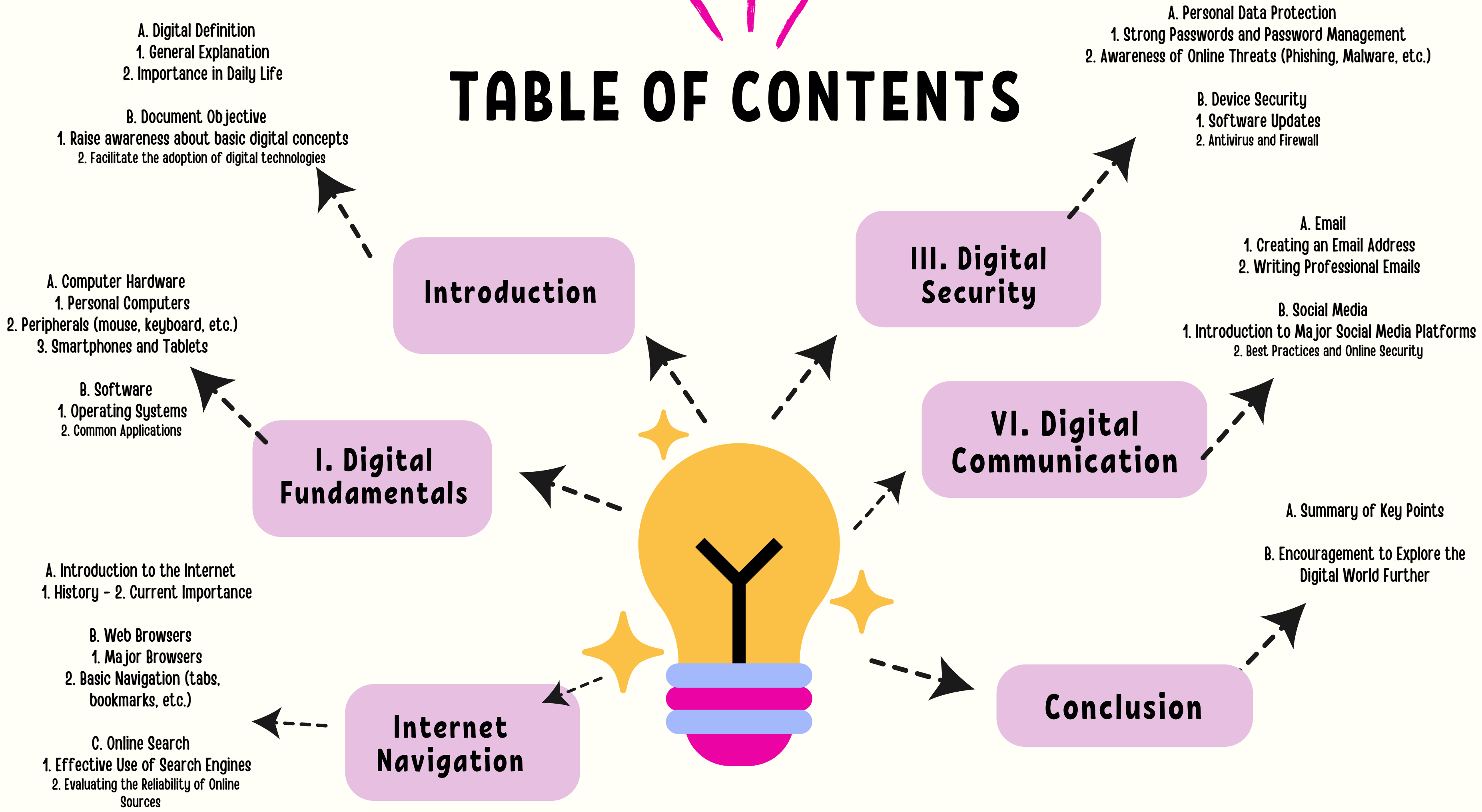


Co-funded by
the European Union

Funded by the European Union. Views and opinions expressed are however those of the author(s) only and do not necessarily reflect those of the European Union or the European Education and Culture Executive Agency (EACEA). Neither the European Union nor EACEA can be held responsible for them.



TABLE OF CONTENTS



Introduction

A. Digital Definition

1

General Explanation

The digital realm refers to the representation, processing, and communication of information in binary form, involving the use of numbers and digital codes. It relies on computer technology that manipulates electrical or optical signals, translated into numerical values, to store, process, and transmit information.

The main aspects of the digital realm include:

Binary representation:
Data is represented by combinations of 0s and 1s, known as bits, forming bytes that are the basic units for storing information.

Information processing:
Computers and other digital devices manipulate information by performing logical and arithmetic operations on numerical data. These operations are carried out by processors and controlled by software.

Digital storage:
Information is stored in digital form on storage devices such as hard drives, Solid State Drives (SSDs), and removable storage media.

Digital communication:
Data is transmitted in digital form through communication networks, such as the Internet, using specific protocols to ensure reliable and efficient transmission.

Analog-to-Digital Conversion (ADC):
In some cases, analog signals from the real world are converted into digital signals to be processed by digital devices.



The digital has had a significant impact on many aspects of society, from the economy to culture, education, and health. It has enabled the development of advanced technologies such as computing, wireless communications, artificial intelligence, and many others, profoundly shaping how we store, access, process, and share information.



2

Significance in everyday life

Digital technology plays an increasingly significant role in everyday life and holds particular importance for social inclusion. Here are some aspects that highlight this importance:

Here are some aspects that underscore this importance:

Access to Information:

Digital technology provides quick and easy access to a considerable amount of information. This allows individuals to acquire knowledge, stay informed about current events, and educate themselves on various subjects, thereby contributing to intellectual autonomy.

Communication and Social Networks:

Digital platforms facilitate communication, allowing individuals to stay in touch with friends, family members, and communities, even at a distance. Social networks play a crucial role in creating and maintaining social bonds.

Employment Opportunities:

Digital technology creates job opportunities, especially in the digital economy sector. Access to the internet and digital skills can enhance employment prospects, enabling individuals to participate in the global economy.

Online Education:

Online educational resources provide the opportunity to learn new subjects, acquire professional skills, and pursue training without the need for physical travel. This promotes social inclusion by eliminating geographical barriers.

Online Government Services:

Many governments offer online services, making it easier to access healthcare, social services, and administrative information. This streamlines administrative procedures and makes public services more accessible.

E-commerce:

E-commerce platforms enable individuals to purchase goods and services online, expanding choices and shopping opportunities. This can be particularly beneficial for individuals with mobility limitations.

Innovation and Accessibility:

Digital advancements have led to innovations such as applications for people with disabilities, assistive technologies, and augmentative and alternative communication tools, improving accessibility for everyone.



Civic Participation:

Digital platforms provide channels for civic participation, allowing individuals to engage in political discussions, share their opinions, and take part in social movements. This strengthens democracy by promoting active and informed participation.

Connected Health:

Digital technologies play an increasingly significant role in the field of healthcare. Health tracking applications, wearable devices, and online medical consultations provide innovative means to monitor one's health and access medical advice, thereby improving overall well-being.



Reduction of Inequalities:

While disparities still exist, access to digital technology can contribute to reducing certain inequalities. By providing educational, professional, and social opportunities, digital technology can serve as a lever to create more inclusive societies.



In summary, digital technology is not just an aspect of daily life: it has become a catalyst for social inclusion, providing opportunities, information, and connections that transcend geographical, cultural, and socio-economic barriers. However, it is crucial to ensure equitable access and promote responsible usage so that the benefits of digital technology can be fully realized by everyone.

Entertainment and Culture:

Digital technology has transformed how we access entertainment and culture. Streaming music and videos, online games, e-books, and other digital content provide a variety of accessible entertainment options at any time, promoting cultural enrichment.

Financial Independence:

Online banking services, financial management applications, and electronic payment options contribute to the financial independence of individuals. They enable more efficient management of personal finances and facilitate daily transactions.




B. Document Objective

1

Raise awareness about basic digital concepts.

The contemporary world is deeply rooted in the digital realm, shaping how we work, communicate, and access information. In this ever-evolving digital era, it is essential to grasp the basic concepts to navigate confidently and fully leverage the opportunities offered by technology. This document aims to raise awareness about fundamental digital concepts, enabling everyone to engage informedly in the digital world.

Awareness of basic digital concepts is not just an additional skill but a necessity. It broadens access to information, promotes social inclusion, and enhances opportunities in various aspects of daily life.



2

Facilitating the adoption of digital technologies.

Facilitating the adoption of digital technologies is crucial for several reasons, as it helps overcome potential obstacles and maximize the benefits offered by digital transformation. Here are some major reasons why it is important to facilitate the adoption of digital technologies:

Accessibility to Opportunities:

Encouraging the adoption of digital technologies provides individuals and communities with increased access to a wide range of opportunities, whether in the fields of education, employment, or commerce.

Enhancing Efficiency:

Digital technologies are often designed to automate processes, thereby improving efficiency and productivity. Facilitating their adoption helps optimize workflows and save time.

Social Inclusion:

Digitization can enhance social inclusion by providing tools that connect individuals and by offering educational and professional resources accessible to all.

Innovation and Competitiveness:

At the business level, the adoption of digital technologies fosters innovation and increases competitiveness in the market. Organizations that embrace digital transformation can enhance their processes, develop new products and services, and remain competitive in an ever-evolving environment.

Evolution of Skills:

The world of work is transitioning towards a digital economy. Facilitating the adoption of digital technologies enables individuals to develop and maintain relevant skills, thereby enhancing their employability.

Improvement in Quality of Life:

Digital innovations in the fields of healthcare, public services, and entertainment can contribute to enhancing the quality of life. The adoption of these technologies can facilitate access to quality healthcare, efficient public services, and enriching entertainment experiences.

Reduction of Inequalities:

The digital divide can create disparities in access to opportunities. Facilitating the adoption of technologies helps reduce these inequalities by ensuring that the benefits of digital transformation are accessible to all, regardless of their geographical location, socio-economic status, or prior skills.

Environmental Sustainability:

The transition to digital technologies can also promote environmental sustainability. Digitizing processes, remote work, smart energy management, and other digital applications can contribute to reducing ecological footprint and promoting more sustainable practices.

Adaptation to Changes:

In a constantly evolving world, facilitating the adoption of technologies allows individuals and organizations to adapt more effectively to changes. This includes adapting to new professional requirements, emerging business models, and technological advancements.

Stimulation of Social Innovation:

The adoption of digital technologies can stimulate social innovation by enabling the development of creative solutions to address complex social issues. Digital applications focused on inclusion, education, and well-being may emerge through widespread adoption.

Strengthening Resilience:

By promoting widespread adoption of digital technologies, communities and individuals become more resilient in the face of challenges such as health crises, natural disasters, and economic disruptions. Digital tools can facilitate communication, aid coordination in emergencies, and support recovery after disruptive events.



In conclusion, facilitating the adoption of digital technologies is an investment in autonomy, inclusion, and innovation. It opens the door to a future where the benefits of the digital revolution are shared equitably, thereby creating more resilient, connected, and prosperous societies.

II. Digital Fundamentals

A. Computer Hardware



1

Personal Computers

A computer is a complex electronic device designed to perform various information processing operations. It consists of several components that work together to execute specific tasks. Here is a general description of the main components of a computer

- **CENTRAL PROCESSING UNIT (CPU)**

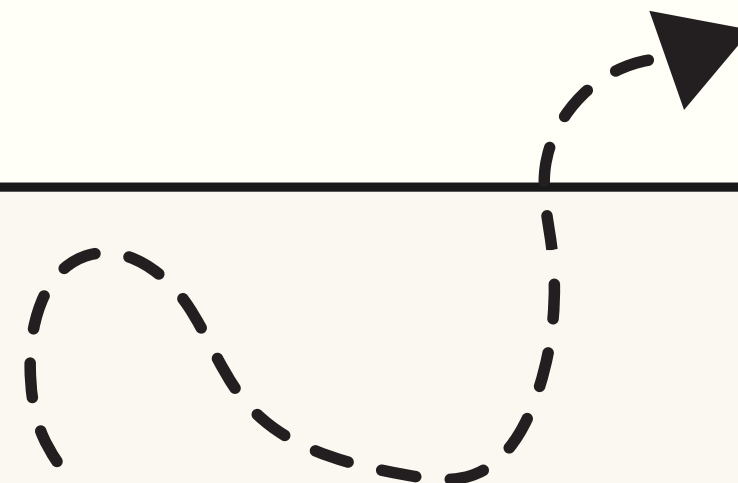
Often considered as the brain of the computer, the CPU executes program instructions. It performs arithmetic, logic, and control operations, thereby coordinating the activities of the entire system.


- **RANDOM ACCESS MEMORY (RAM)**

RAM is the temporary memory used by the computer to store data currently in use. The larger the RAM, the more the computer can handle large amounts of information simultaneously.

- **STORAGE**

Computers have storage devices such as Hard Disk Drives (HDD) or Solid State Drives (SSD) to store data permanently, including the operating system, programs, and user files.





- **POWER SUPPLY**

The power supply provides the energy required for the operation of the computer. It converts electricity from the mains into a form usable by the internal components.

- **OPERATING SYSTEM (OS)**

The operating system is essential software that manages the computer's resources and enables users to interact with the hardware. Examples include Windows, macOS, and Linux.

- **MOTHERBOARD**

The motherboard is the main circuit board that houses all the components of the computer. It provides connections for the processor, memory, storage, and other peripherals.

- **INPUT/OUTPUT DEVICES**

Input devices, such as the keyboard and mouse, allow the user to communicate with the computer. Output devices, like the screen and printer, present the results of processing.

- **GRAPHICS PROCESSING UNIT (GPU)**

The graphics card manages tasks related to visual display. It is essential for graphic applications, video games, and image processing.

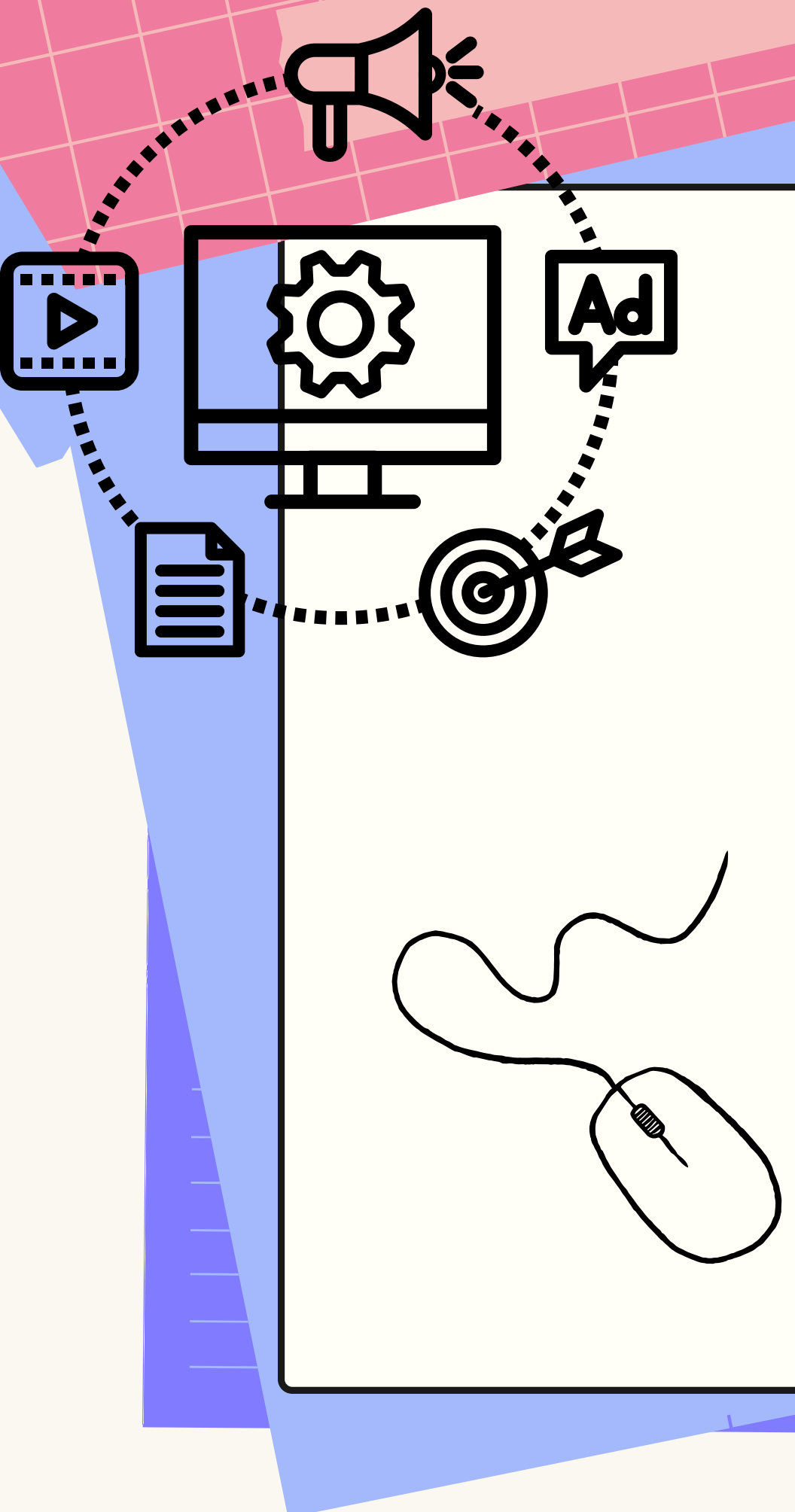
- **CONNECTIVITY**

Computers are equipped with ports and connectors to allow connection to other devices, such as USB peripherals, network cards for internet connectivity, and audio ports.



All these components work in a coordinated manner to enable the computer to perform a multitude of tasks, from simple text input to complex operations requiring intensive calculations. Computers are used in various fields, from office work to graphic design to scientific modeling.

2 Peripherals (mouse, keyboard, etc.)



• **HARDWARE HUB**


- Central Processing Unit (CPU): The processor executes program instructions and performs calculation operations.
- Random Access Memory (RAM): RAM temporarily stores data and programs in use for quick access.
- Storage Memory (Hard Disk, SSD): Permanent storage devices retain data, the operating system, and software.
- Motherboard: The motherboard connects all components and facilitates communication between them.
- Graphics Card (GPU): The graphics card manages graphical operations and is crucial for visual display.
- Power Supply: The power supply provides the necessary energy for the computer's operation.

• **INPUT/OUTPUT**

- Keyboard: Primary input for text and command entry.
- Mouse or Trackpad: Pointing device for interaction with the graphical interface.
- Screen (Monitor): Displays visual information generated by the computer.
- Speakers or Headphones: Produce sounds for audio.
- Printer: Output device for printing documents.
- Webcam and Microphone: Allow video and audio capture.

• **CONNECTIVITY**

- USB, HDMI, Ethernet Ports, etc.: Allow connection to other devices.
- Network Card: Facilitates connection to networks, including the Internet.



- **OPERATING SYSTEM (OS)**

Windows, macOS, Linux, etc.:

The Operating System (OS) is one of the most fundamental elements of a computer. It is software that manages the computer's hardware resources and provides an interface between the user and the hardware.

- **BIOS/UEFI :**

Basic Input/Output System (BIOS) or Unified Extensible Firmware Interface (UEFI): The BIOS (Basic Input/Output System) and UEFI (Unified Extensible Firmware Interface) are embedded software in a computer's motherboard. They play a crucial role in the computer's startup process and hardware initialization.

- **APPLICATION**

An application is a specific type of software developed to perform a task or a set of specific tasks. Applications are often created to meet the particular needs of the user, such as word processing, internet browsing, project management, games, etc.

In summary, all applications are software, but not all software is essentially applications. Software can encompass components that are not standalone applications, such as operating systems that provide a platform to run other programs.



3 Smartphones

Smartphones are versatile electronic devices that combine the functionalities of a phone, a laptop, a camera, a media player, and more.

- **TOUCHSCREEN**

They typically use mobile operating systems such as Android or iOS, although some tablets also operate on PC-like operating systems, providing flexibility in usage.

- **CONNECTIVITÉ**

Tablets offer various connectivity options, including Wi-Fi, Bluetooth, and, in some cases, models equipped with SIM cards allowing connection to mobile networks for on-the-go internet access.

- **OPERATING SYSTEM**

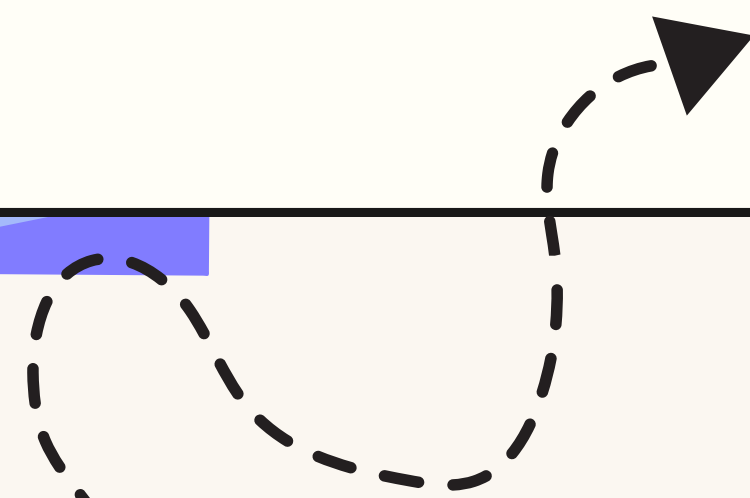

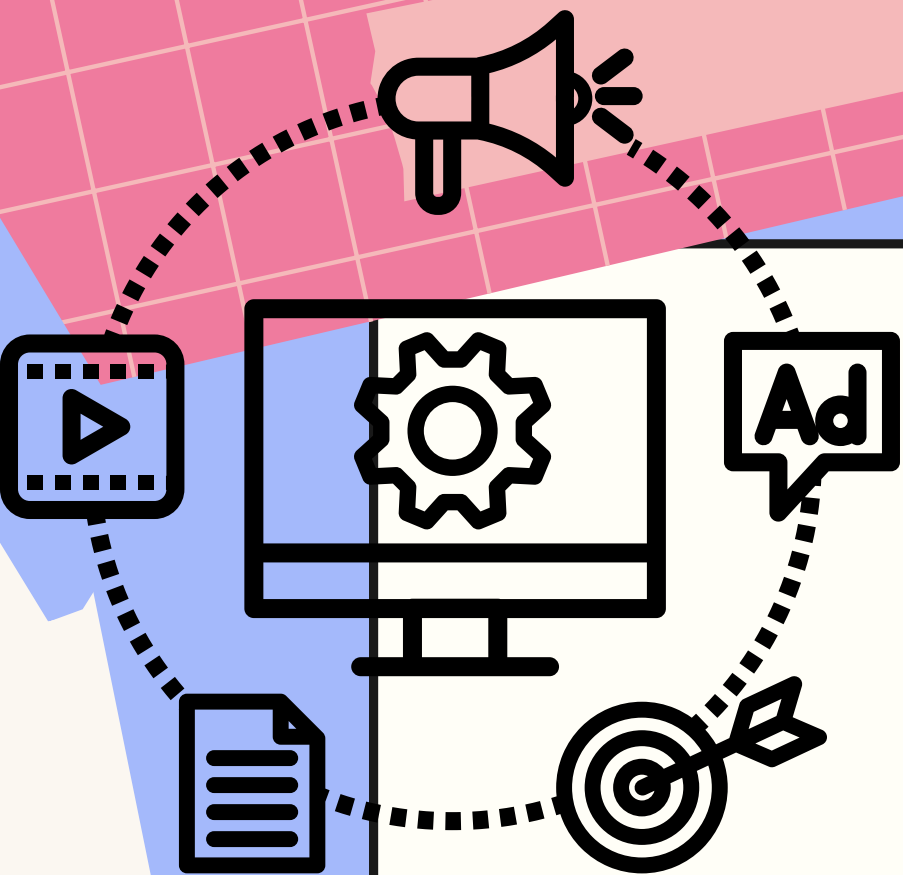
They typically use mobile operating systems such as Android or iOS, although some tablets also operate on PC-like operating systems, providing flexibility in usage.

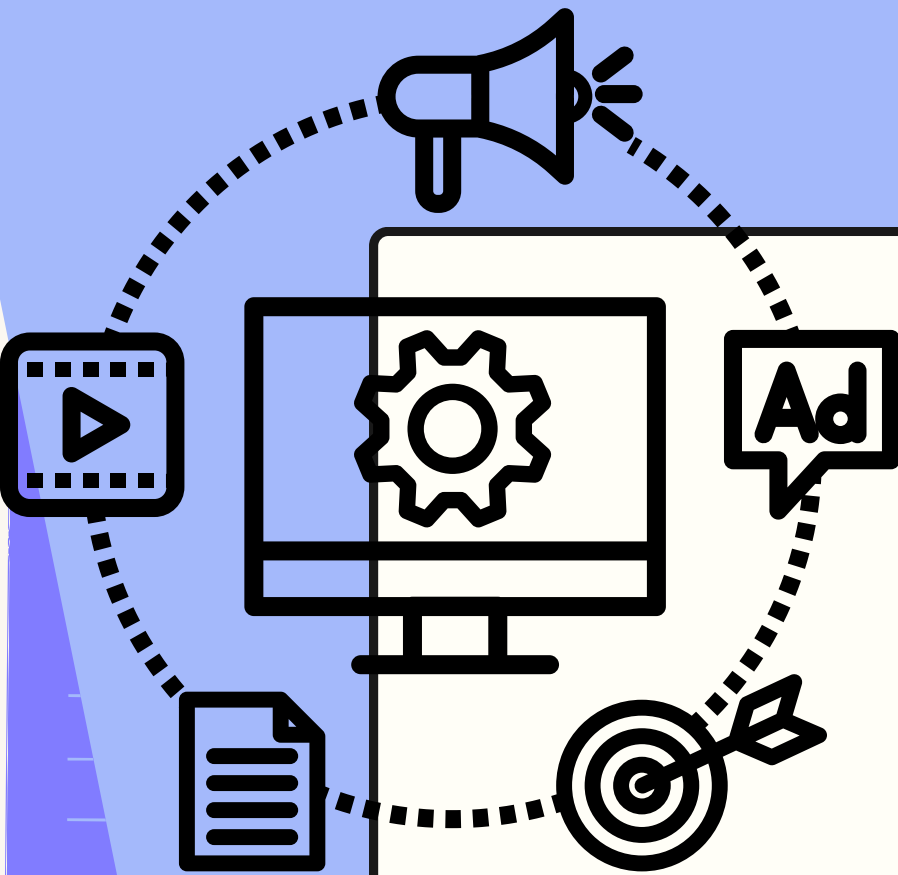
- **CAMERA**

Most smartphones are equipped with high-resolution cameras that allow for capturing high-quality photos and videos.

- **APPLICATIONS**

Like smartphones, tablets support a variety of downloadable applications from dedicated online stores. These applications can include games, productivity tools, educational apps, and many others.





- **MESSAGING AND CALLS**

In addition to text messaging, smartphones enable phone calls, video conferencing, and various other forms of communication.

- **INTERNAL STORAGE**

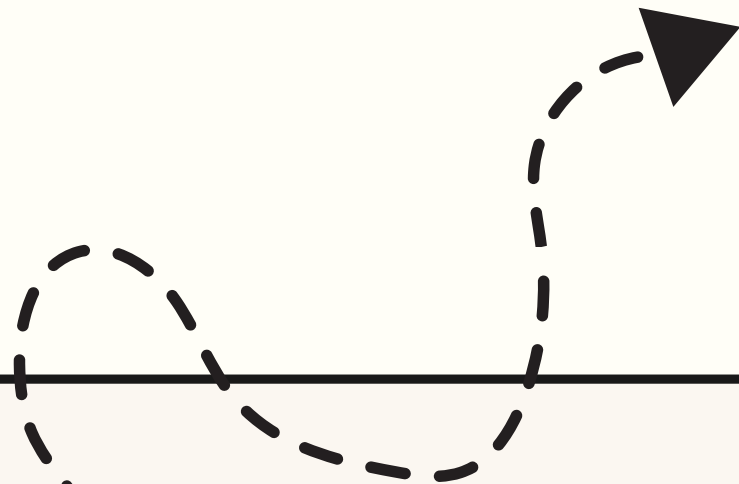
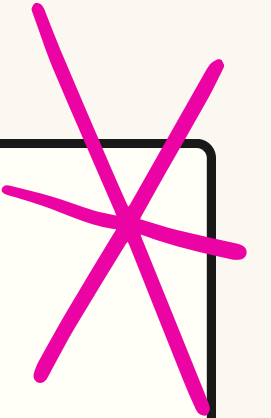
They have internal storage space to store data such as applications, photos, videos, and files.

- **GPS**

The integration of GPS enables navigation, mapping, and other location-related features.

- **SENSORS**

Smartphones are equipped with various sensors such as the accelerometer, gyroscope, light sensor, proximity sensor, etc., which enhance the user experience.



4 Tablets

Tablets are portable devices that fall between smartphones and laptops in terms of size and functionality.

- **TOUCHSCREEN**

Smartphones are equipped with touchscreens that allow users to interact with content using gestures, taps, and movements.

- **CONNECTIVITY**

They offer various connectivity options, including Wi-Fi, Bluetooth, and mobile networks, enabling communication and internet access.

- **CAMERA**

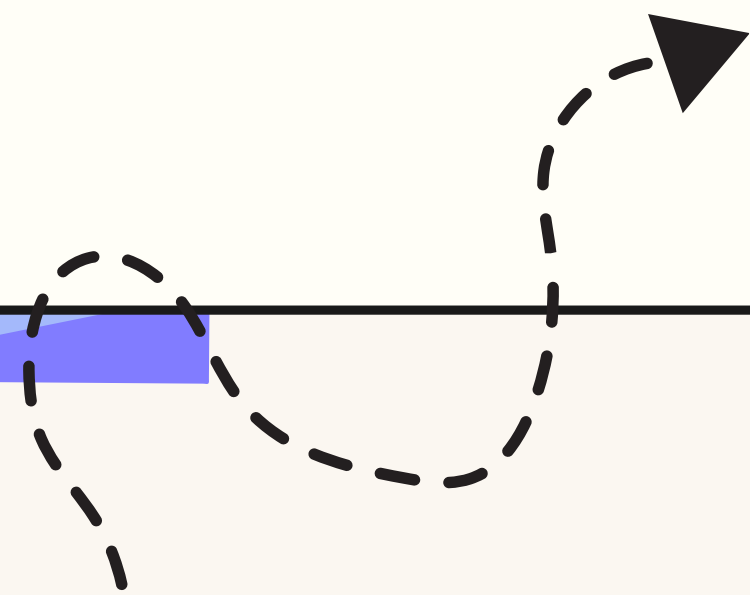
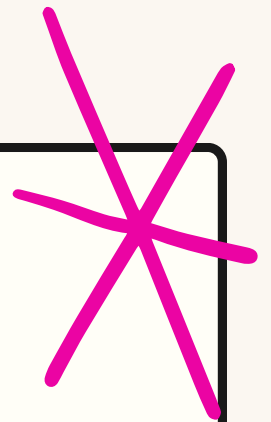
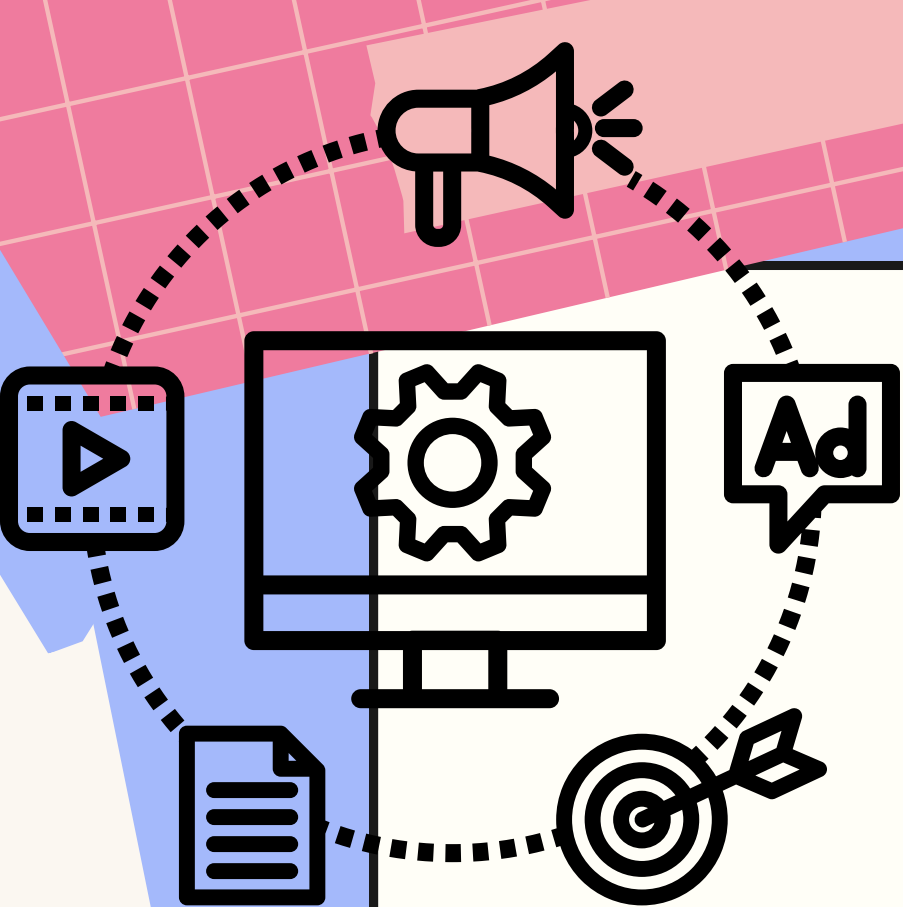
Most smartphones are equipped with high-resolution cameras that allow for capturing high-quality photos and videos.

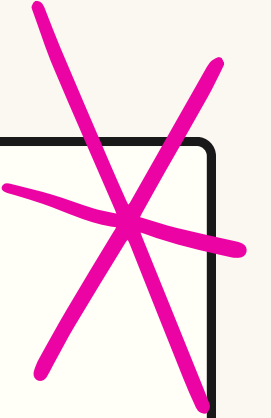
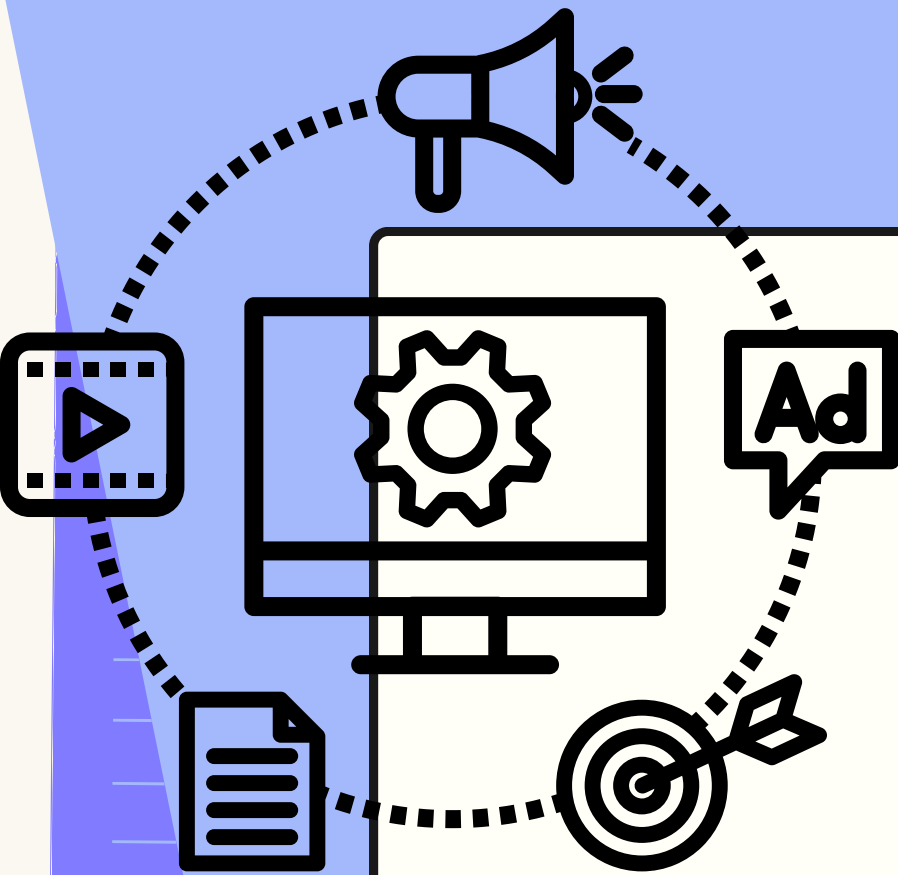
- **OPERATING SYSTEM**

Smartphones typically operate on mobile operating systems such as Android (Google), iOS (Apple), or other less common systems.

- **APPLICATIONS**

Smartphones allow the installation of a variety of applications from online stores, providing a wide range of features and uses.





- **PRODUCTIVITY**

Tablets are often used for light productivity tasks such as internet browsing, email writing, note-taking, and document viewing.

- **MULTIMEDIA**

With larger screens than smartphones, tablets provide an enhanced multimedia experience. They are ideal for watching videos, browsing through photo galleries, and listening to music.

- **SIZE AND MOBILITY**

Tablets are designed to be lightweight and portable, providing a more compact alternative to laptops. Their intermediate size makes them convenient for on-the-go use while offering a larger screen space than smartphones.

- **ACCESSORIES**

Many manufacturers offer accessories for tablets, such as detachable keyboards, styluses, and cases, allowing users to add functionalities and customize the user experience.



While tablets share some similarities with smartphones, they distinguish themselves with larger screen sizes and an orientation toward more productive tasks. Their versatility makes them popular devices for leisure, education, and light work.



B. Software

1 Definition

A software, also referred to as a computer program, is a set of instructions or computer code that determines how a computer should perform a particular task. Software can take various forms, ranging from simple scripts and small utilities to complex applications and operating systems. They are essential for the operation of computers and other electronic devices. There are several categories of software, including:

- **APPLICATION SOFTWARE**

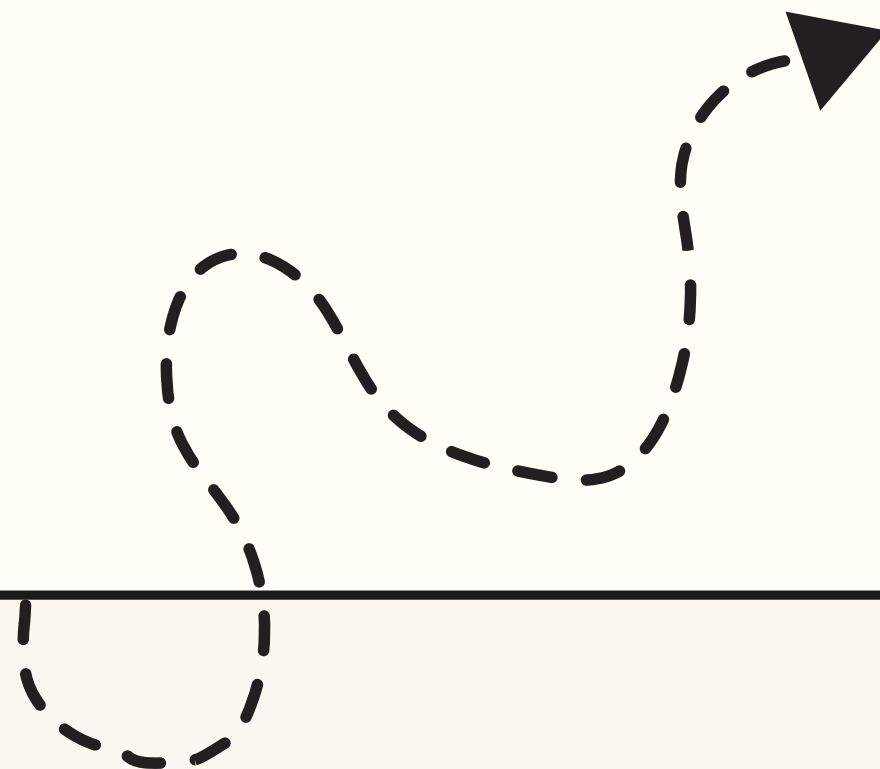
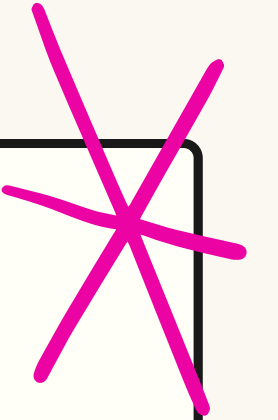

Designed to perform specific tasks, such as web browsing, document management, photo editing, gaming, etc.

- **OPERATING SYSTEMS (OS)**

A fundamental software that manages hardware resources and provides an interface between the user and the computer's hardware.

- **UTILITY SOFTWARE**

Programs designed to perform system maintenance, management, and optimization tasks.



B. Software

2

Common Applications: Word Processing

Word processing software are computer applications designed to create, edit, and format textual documents. They provide a variety of features for text manipulation, formatting, and sometimes even advanced functionalities like online collaboration. Here are some of the most popular word processing software:

- **MICROSOFT WORD**

As part of the Microsoft Office suite, Word is one of the most widely used word processing software. It provides a plethora of features for creating professional documents, advanced formatting, and image management.

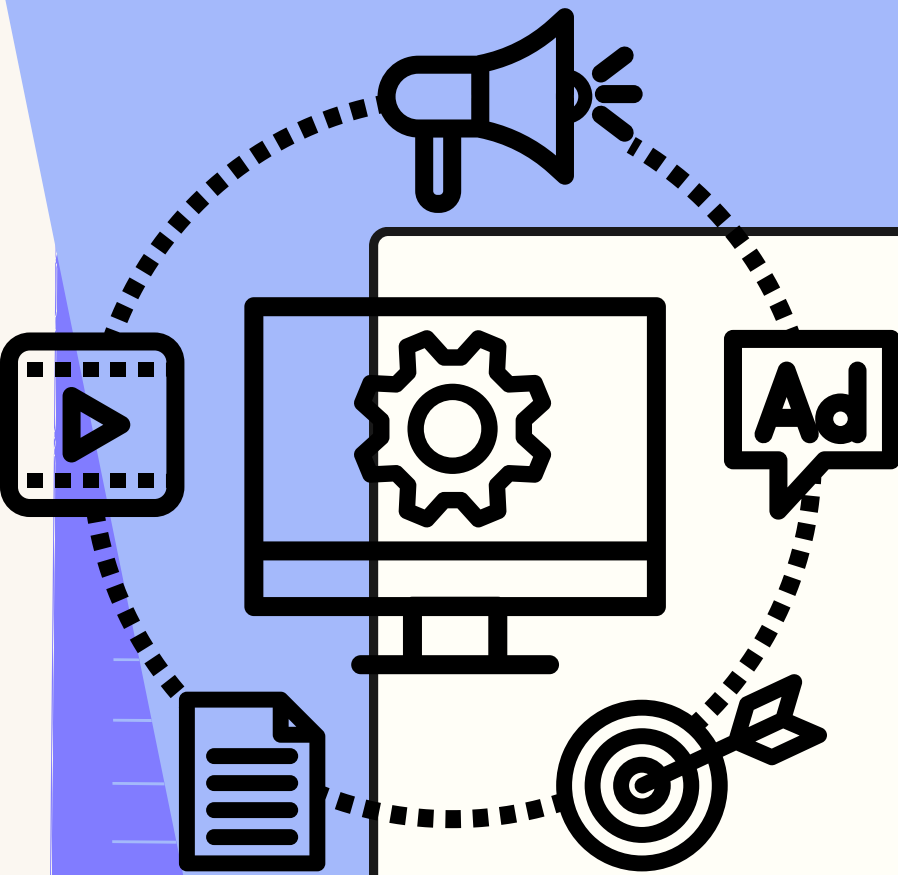
- **GOOGLE DOCS**

It is a cloud-based word processing application developed by Google. Google Docs enables real-time collaboration, cloud storage, and easy access to documents from any internet-connected device.

- **LIBREOFFICE WRITER**

Writer is the word processing module of the open-source office suite LibreOffice. It provides a comprehensive set of word processing tools and supports multiple file formats, including those of Microsoft Word.





- **APACHE OPENOFFICE WRITER**

Writer is the word processing software included in the Apache OpenOffice open-source office suite. It offers features similar to other word processing software, such as document creation and formatting.

- **APPLE PAGES**

Pages is Apple's word processing application, integrated into the iWork suite. It is designed for Apple device users and offers advanced features for document creation.

- **WPS OFFICE WRITER**

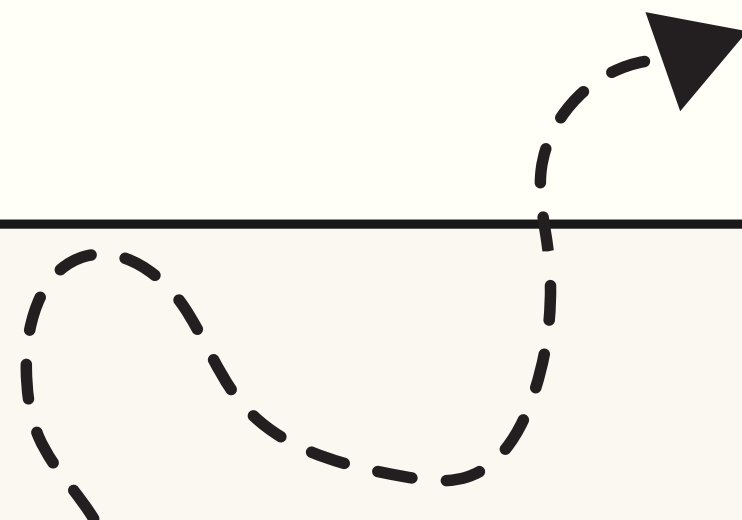
As part of the WPS Office suite, Writer is a free word processing software with a user-friendly interface and advanced features such as PDF conversion and online collaboration.

- **ZOHO WRITER**

Zoho Writer is an online word processing application that is part of the Zoho online office suite. It provides real-time collaboration features and integration with other Zoho services.

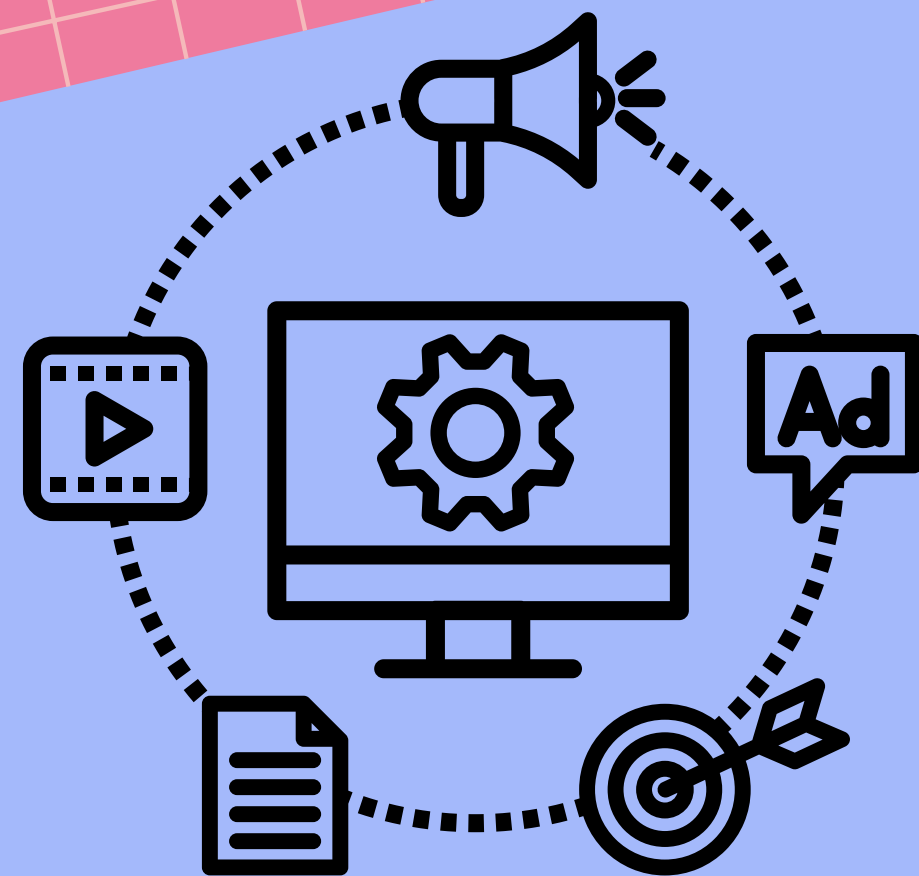


These word processing software offerings provide a variety of tools to meet the needs of different users, whether for personal, professional, or educational use.



III. Internet Browsing

A. Introduction to the Internet



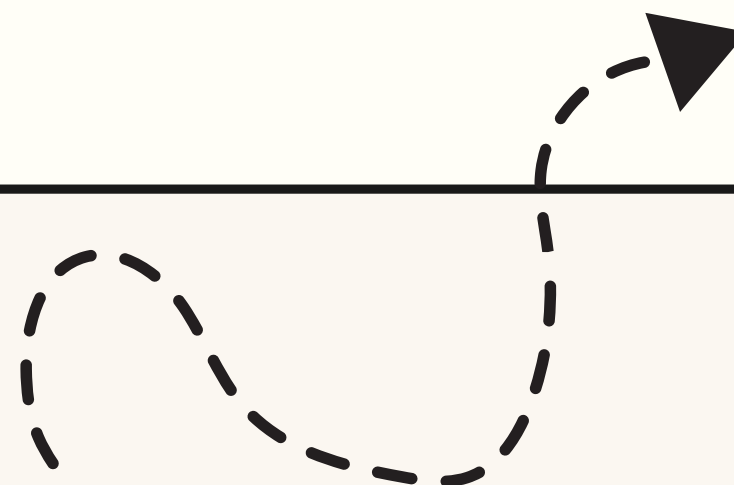

1 History

Internet, the result of a remarkable evolution in communication technologies, has its roots in research conducted within military and academic projects.

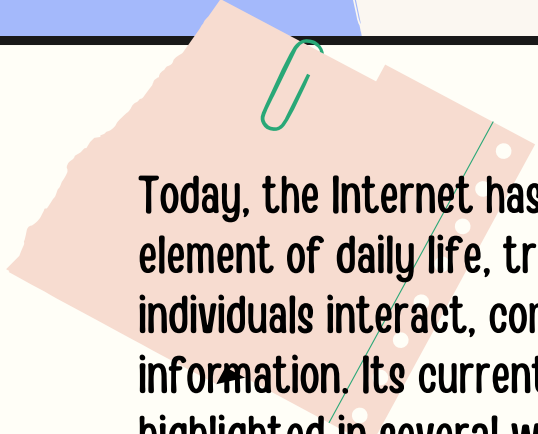
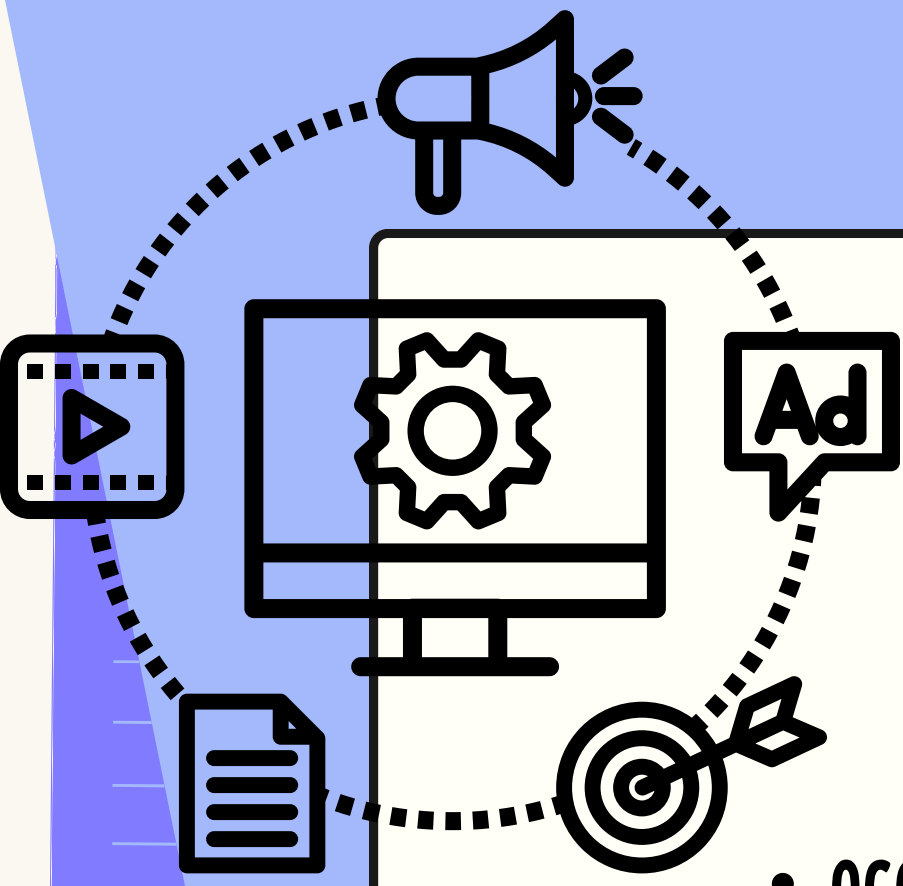
The origins of the Internet date back to the 1960s with the development of the ARPANET network, funded by the United States Department of Defense. The concept of creating a decentralized network, allowing computers to share information in a distributed manner, laid the groundwork for what would become the Internet.

In the 1980s, the TCP/IP protocol was adopted, providing a set of standard rules for data transmission between different networks. This standardization was crucial for the growth of the Internet as a global network.

The 1990s marked the popularization of the Internet on a global scale. The advent of the World Wide Web (WWW) introduced a user-friendly interface for navigating the Internet, making its use accessible to the general public. Web browsers such as Netscape Navigator played a key role in this democratization, followed closely by others like Internet Explorer and later Mozilla Firefox, Google Chrome, Safari, and others.



2 Current Importance



Today, the Internet has become an essential element of daily life, transforming the way individuals interact, communicate, and access information. Its current importance can be highlighted in several ways:

- **ACCESS TO INFORMATION:**

Internet is an inexhaustible source of information. From online encyclopedias to tutorials, news, and specialized databases, access to knowledge has become nearly limitless.

- **ONLINE EDUCATION**

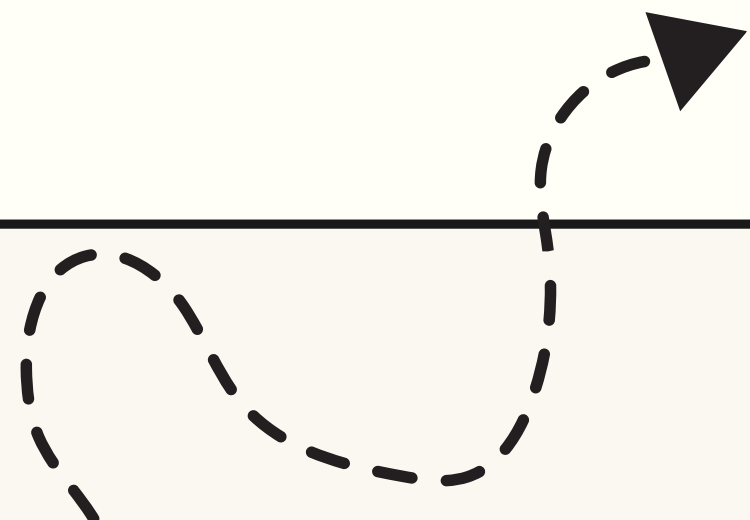

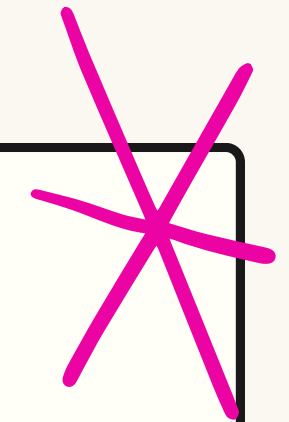
Internet has opened new avenues in education by offering online courses, tutorials, and educational resources. This has facilitated access to education for people around the world.

- **INSTANT COMMUNICATION**

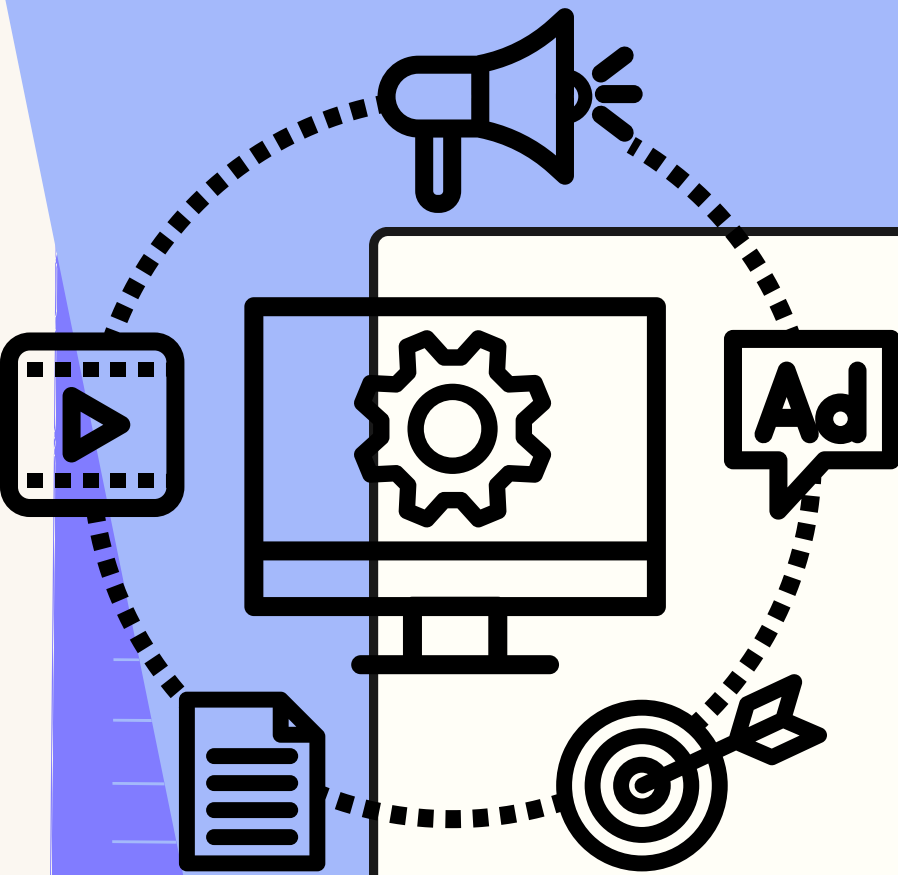
Internet has revolutionized communication by enabling instant exchanges across the globe. Emails, video calls, and social networks have brought people closer, transcending geographical boundaries.

- **E-COMMERCE**

The emergence of e-commerce has transformed the way people buy and sell goods and services. Online platforms offer an endless variety of products, making transactions convenient without leaving the home.



2 Current Significance



- **ENTERTAINMENT**

Streaming, online gaming, music, and videos have transformed how people entertain themselves. The internet provides instant access to a wide range of entertainment content.

- **CONTINUOUS INNOVATION**

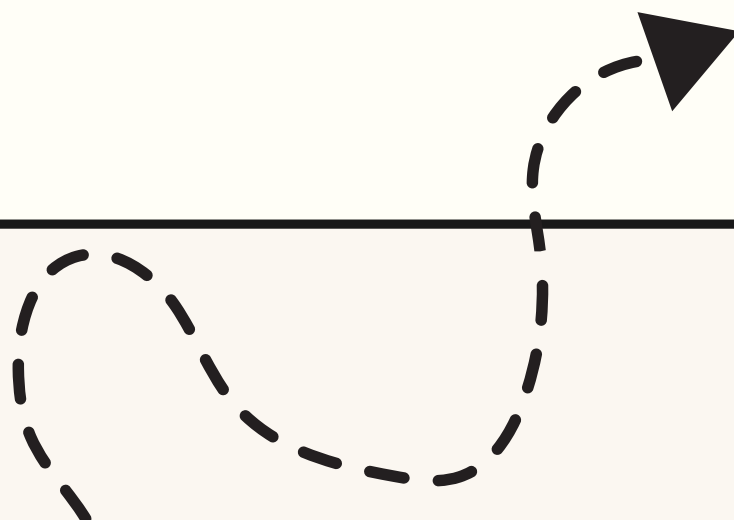
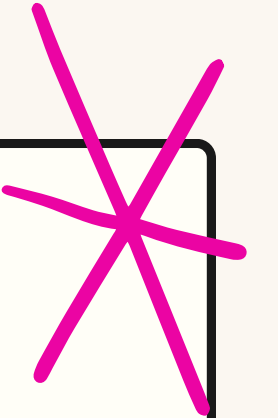
The internet is the fertile ground for innovation. From startups to large corporations, new ideas constantly emerge, driving technological progress.

- **COLLABORATION AND REMOTE WORK**

Online collaboration and remote work have become commonplace thanks to the Internet. Geographically dispersed teams can collaborate in real-time, boosting productivity and efficiency.



In summary, the current significance of the Internet lies in its ability to connect the world, provide instant information, facilitate commerce, education, entertainment, and serve as a continuous engine of innovation in all aspects of modern life.



B. Web Browsers

1 Main Browsers

Web browsers are essential software for internet navigation. They interpret web languages and display the content of websites. Several browsers are widely used worldwide, each with its specific features and functionalities.

- **GOOGLE CHROME**

Developed by Google, Chrome is known for its speed, user-friendly interface, and integrated ecosystem. It is the most popular browser in the world.

- **MOZILLA FIREFOX**

Firefox is an open-source browser focused on security and customization. It is known for its flexibility through a wide range of extensions.

- **MICROSOFT EDGE**

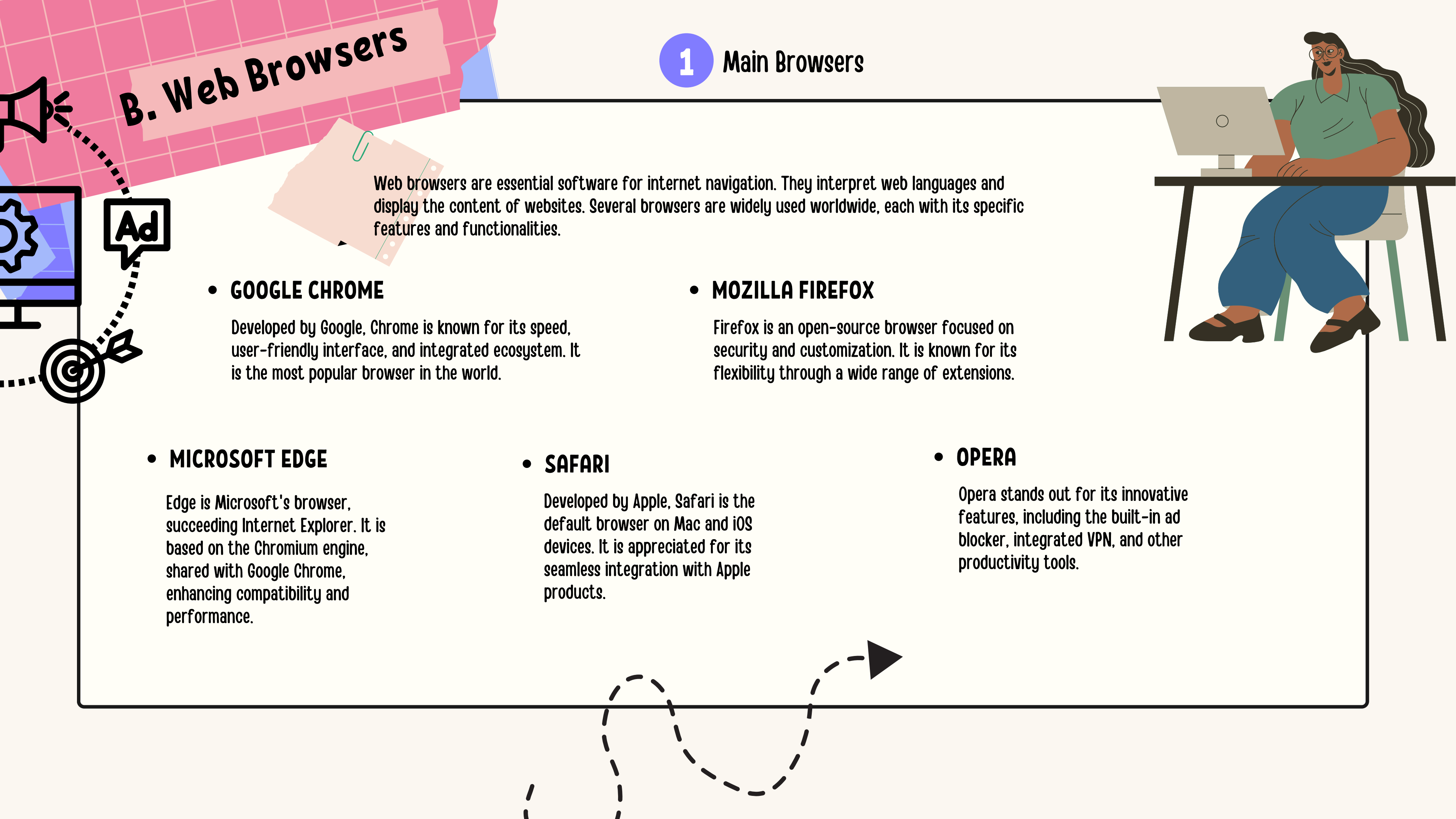
Edge is Microsoft's browser, succeeding Internet Explorer. It is based on the Chromium engine, shared with Google Chrome, enhancing compatibility and performance.

- **SAFARI**

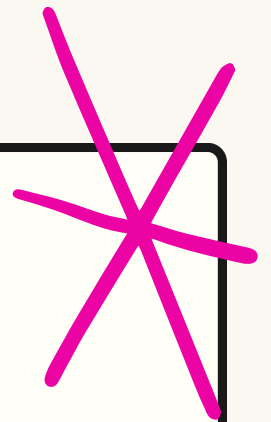
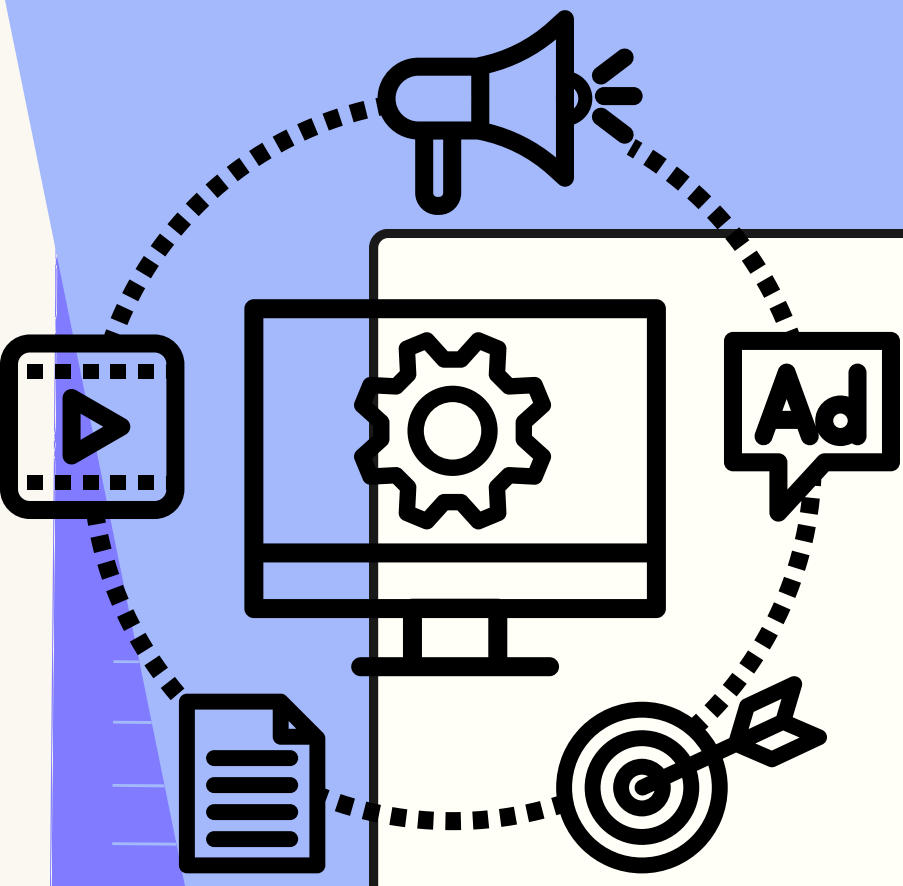
Developed by Apple, Safari is the default browser on Mac and iOS devices. It is appreciated for its seamless integration with Apple products.

- **OPERA**

Opera stands out for its innovative features, including the built-in ad blocker, integrated VPN, and other productivity tools.



2 Basic Navigation (Tabs, Bookmarks, etc.)



- **TABS**

Modern browsers allow the simultaneous opening of multiple tabs. Tabs make it easy to navigate between different pages without having to open a new window.

- **BOOKMARKS**

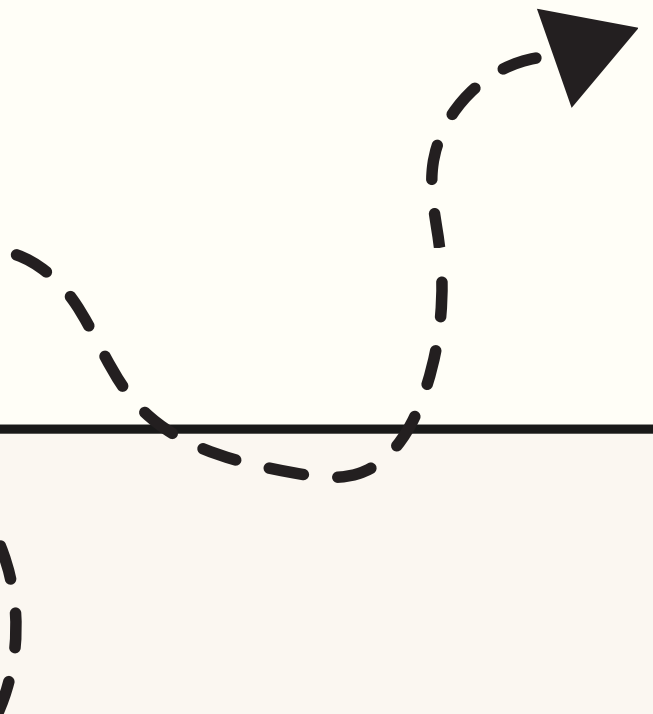
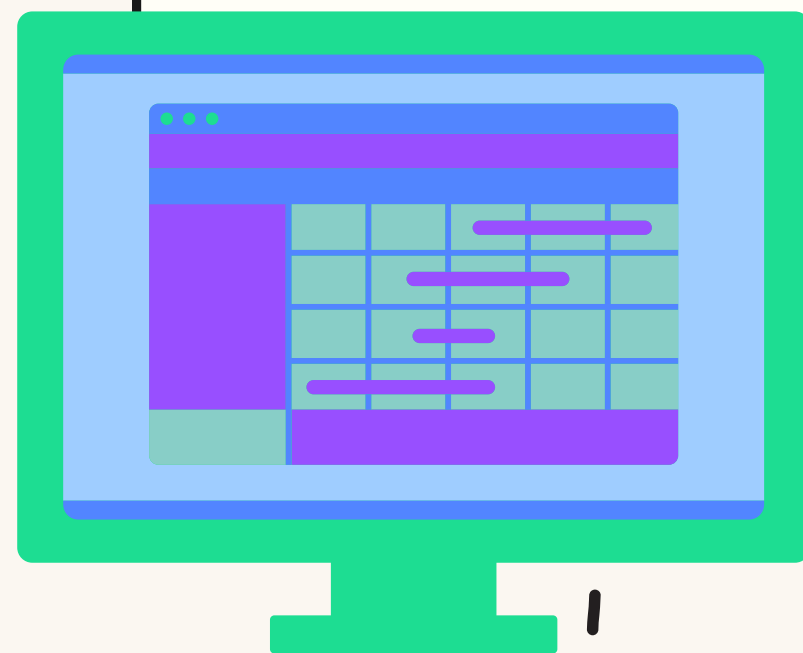
This feature allows users to save websites for quick access later. Bookmarks can be organized into folders for efficient management.

- **ADDRESS BAR**

Also called the URL bar, it allows entering the address of a website to navigate directly to it. Increasingly, browsers offer search functionality directly from the address bar.

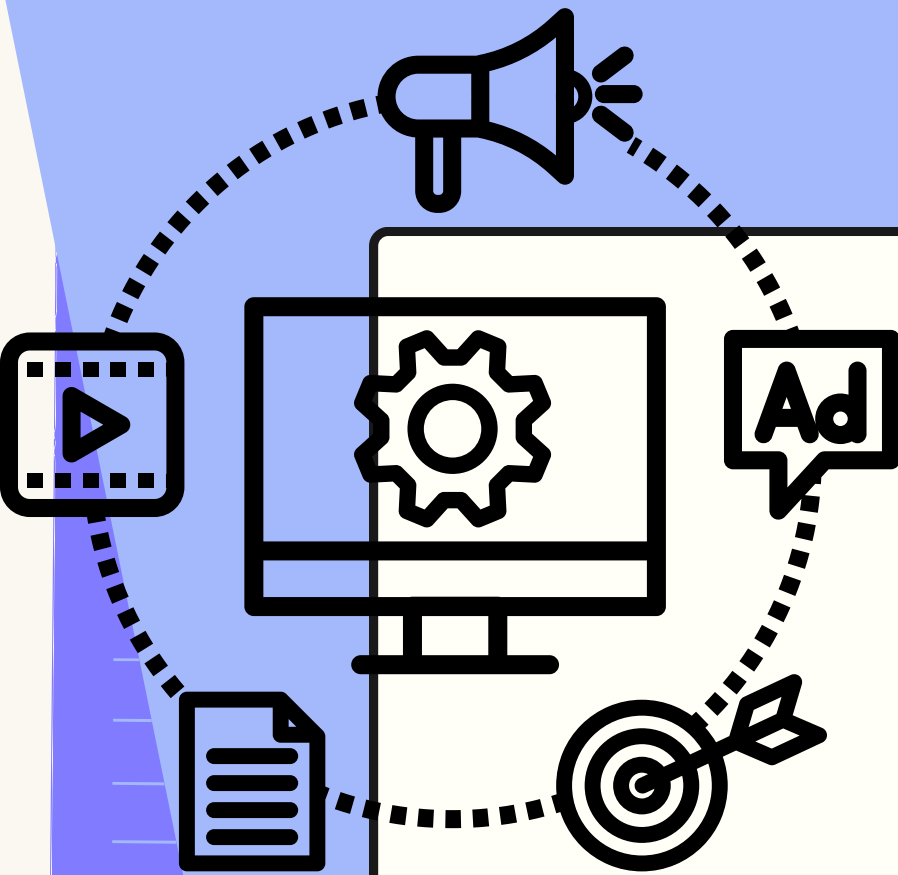
- **NAVIGATION BUTTONS**

The 'Back' and 'Forward' buttons facilitate navigation through the history of visited pages.



- **REFRESH/STOP**

These buttons allow you to refresh a web page or stop its current loading.



- **DOWNLOAD MANAGER**

Browsers often integrate a download manager allowing users to track and manage downloaded files.

- **EXTENSIONS/ADD-ONS**

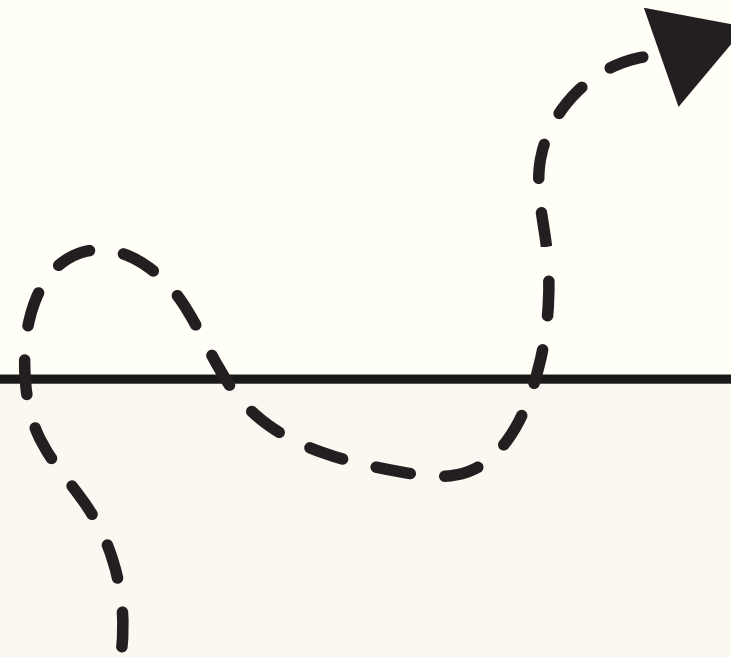

Browsers offer the ability to add extensions or add-ons to extend functionality, whether for productivity, security, or other specific needs.

- **INCOGNITO/PRIVATE MODE**

This mode allows browsing without saving the browsing history, cookies, and other data, thus preserving the user's privacy.



Basic navigation with these features allows users to fully leverage the capabilities of their web browser and enhance their online experience.



C. Online Search

1

Effective Use of Search Engines

Search engines play a central role in internet navigation by facilitating the discovery of specific information. Effective use of search engines involves several skills and practices.

- **RELEVANT KEYWORDS**

Entering relevant keywords is the key to successful search. Choose specific terms that precisely describe what you are looking for.

- **USING QUOTATION MARKS**

Enclosing a phrase in quotation marks (' ') in a search engine's search bar allows you to find results containing exactly that sequence of words.

- **SEARCH OPERATORS**

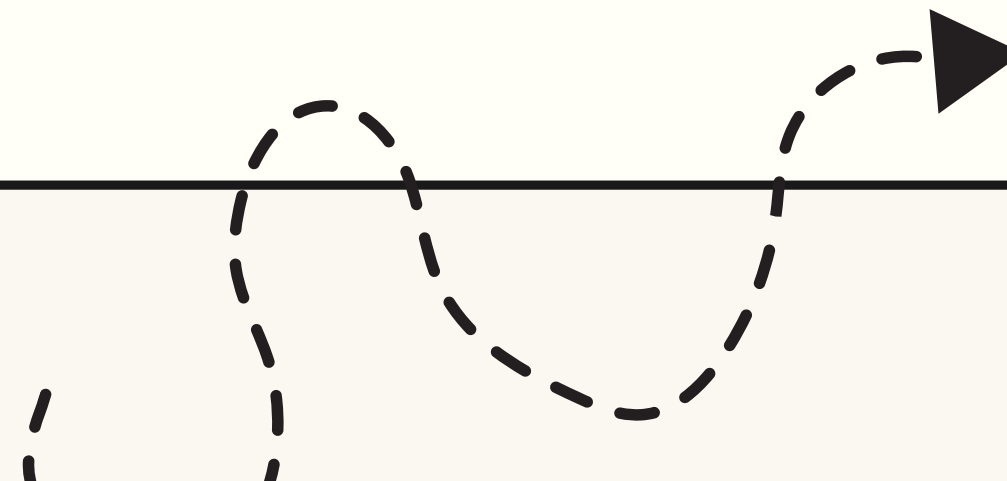
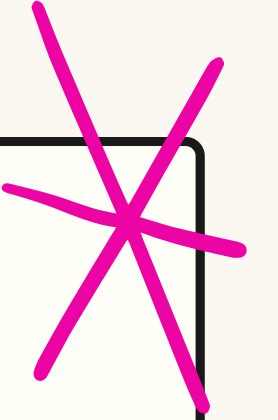


Operators like 'AND', 'OR', 'NOT' allow specifying the relationship between keywords. For example, 'technology AND education' will return results related to both technology and education.

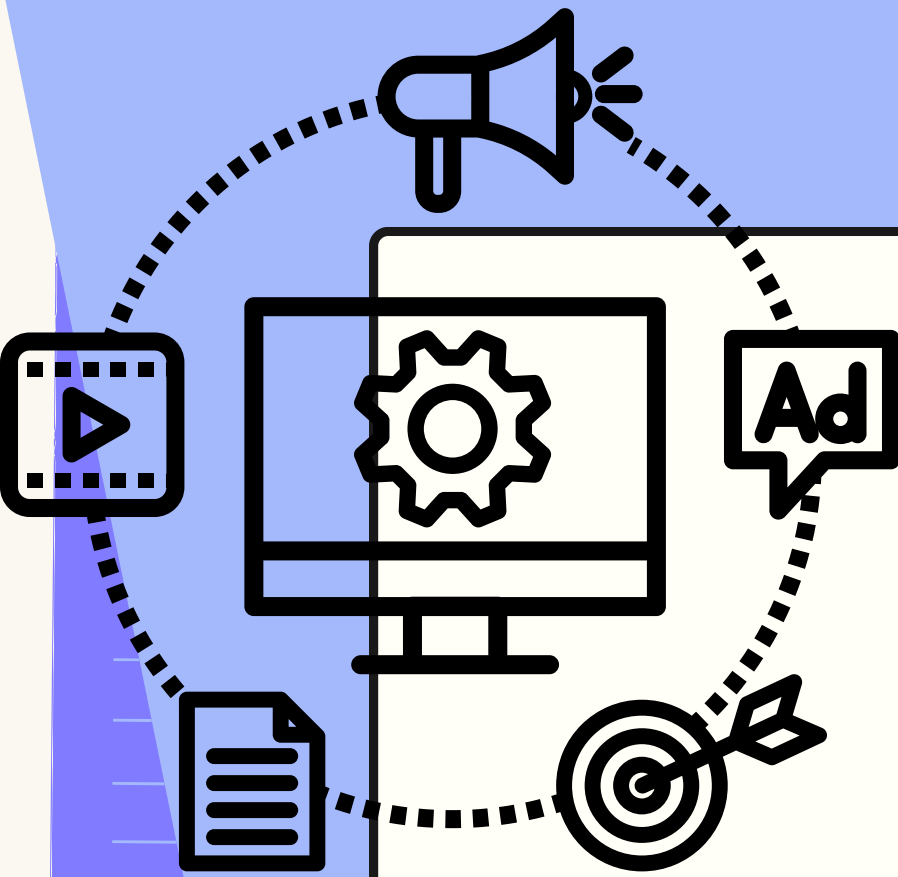
- **FILTERING BY PERIOD**

Some search engines offer the option to filter results by date, which is particularly useful for obtaining recent information.

- **USING ADVANCED FUNCTIONS**

Explore advanced features of search engines, such as image and video search, or searching within specific sites using the prefix 'site:' followed by the site's name.





- **EXPLORING RELATED RESULTS**

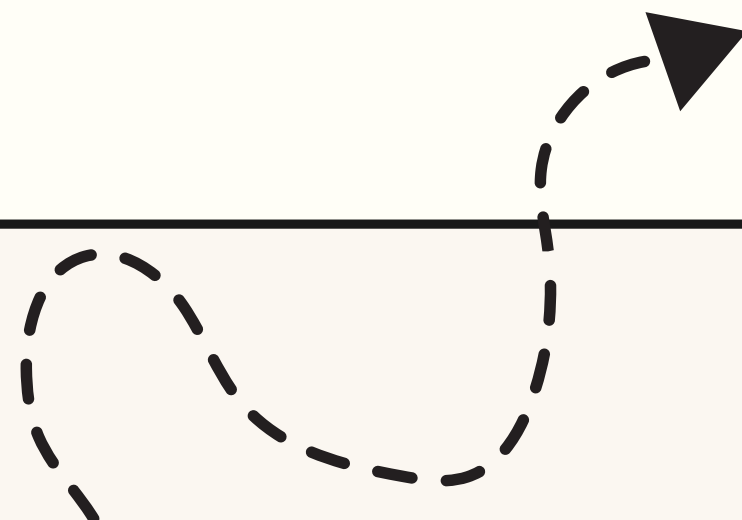
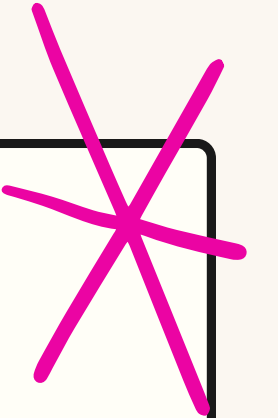
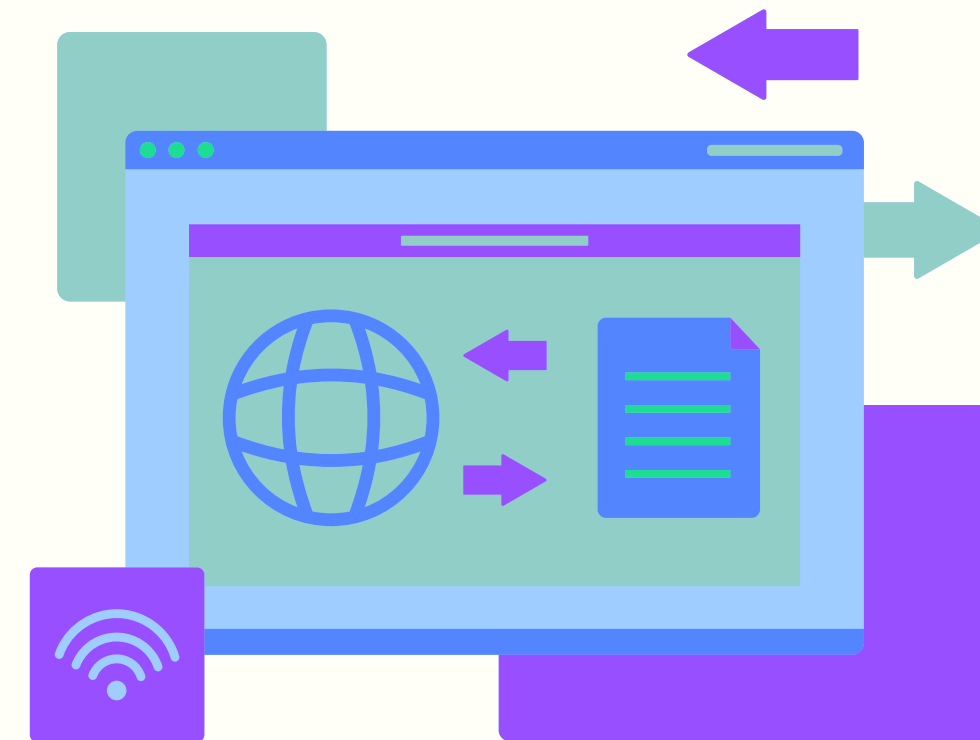
Search engines often display related results, which can be an excellent source of additional information.

- **TAB MANAGEMENT**

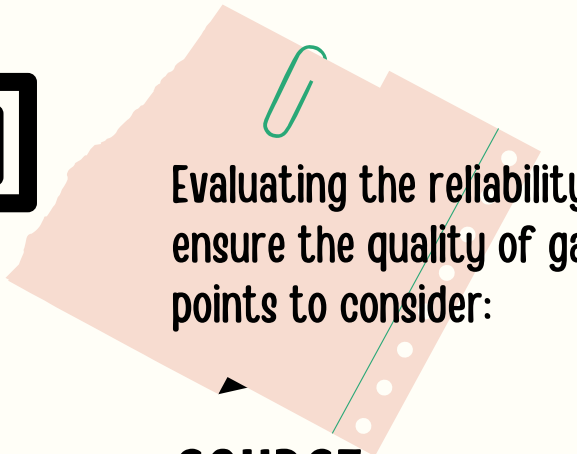
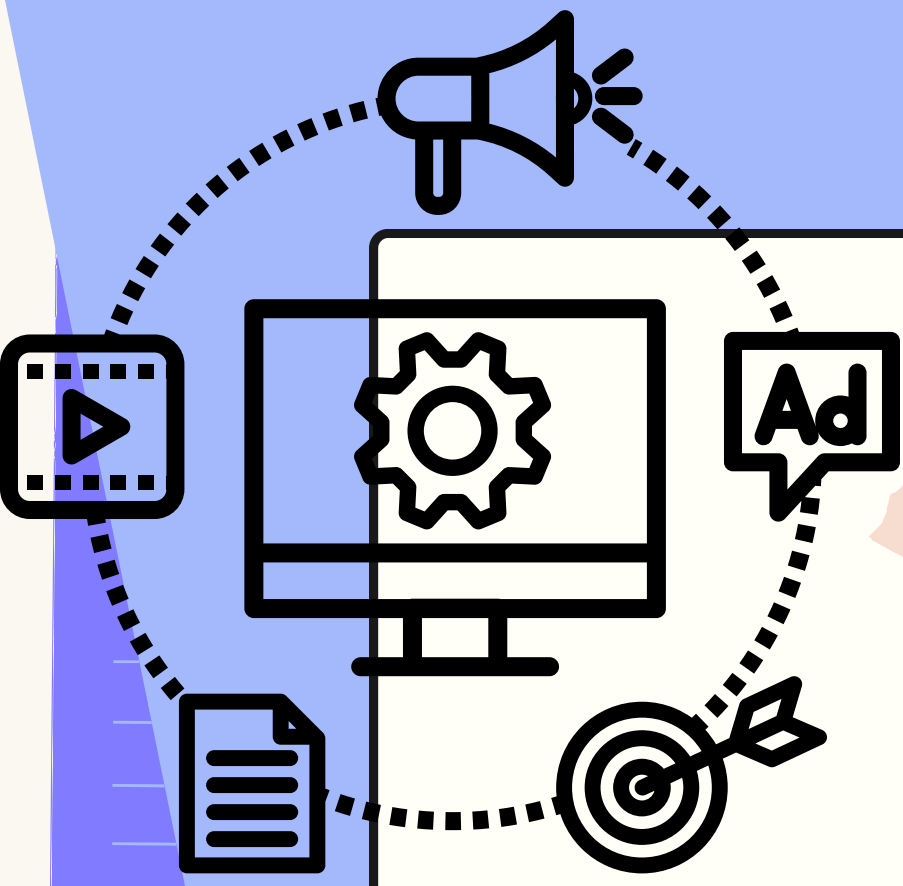
Use multiple tabs to open several search results simultaneously, making it easier to compare information.

- **REASSESSMENT OF SEARCH TERMS**

If the initial results are not satisfactory, reassess and adjust your search terms to obtain more relevant results.



2 Assessment of the Reliability of Online Sources



Evaluating the reliability of online sources is crucial to ensure the quality of gathered information. Here are some points to consider:

- **SOURCE**

Identify the author or organization behind the content. Educational, governmental, or recognized sources in the field are often more reliable.

- **CONSISTENCY WITH OTHER SOURCES**

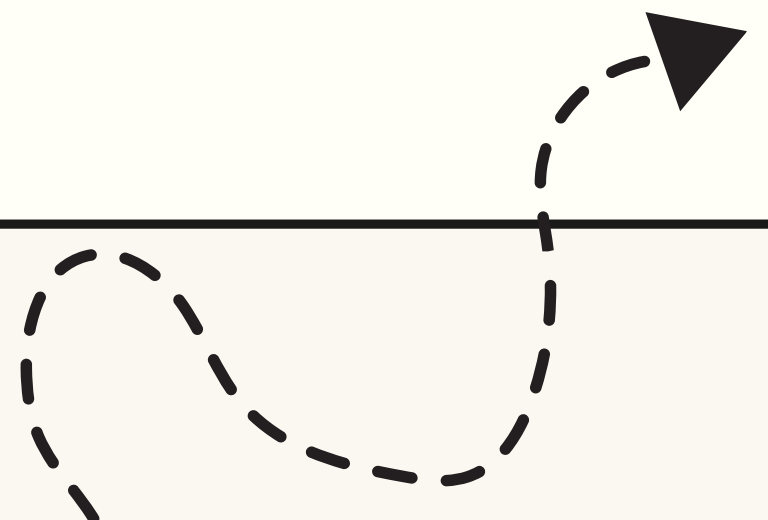
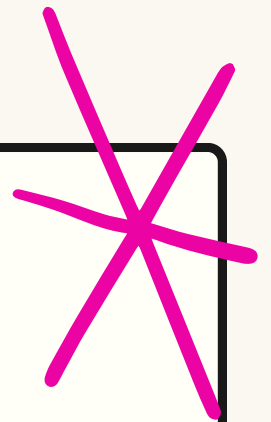

Verify if the information aligns with what other reliable sources report. Consistency across different sources enhances credibility.

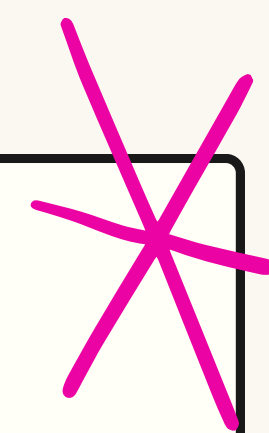
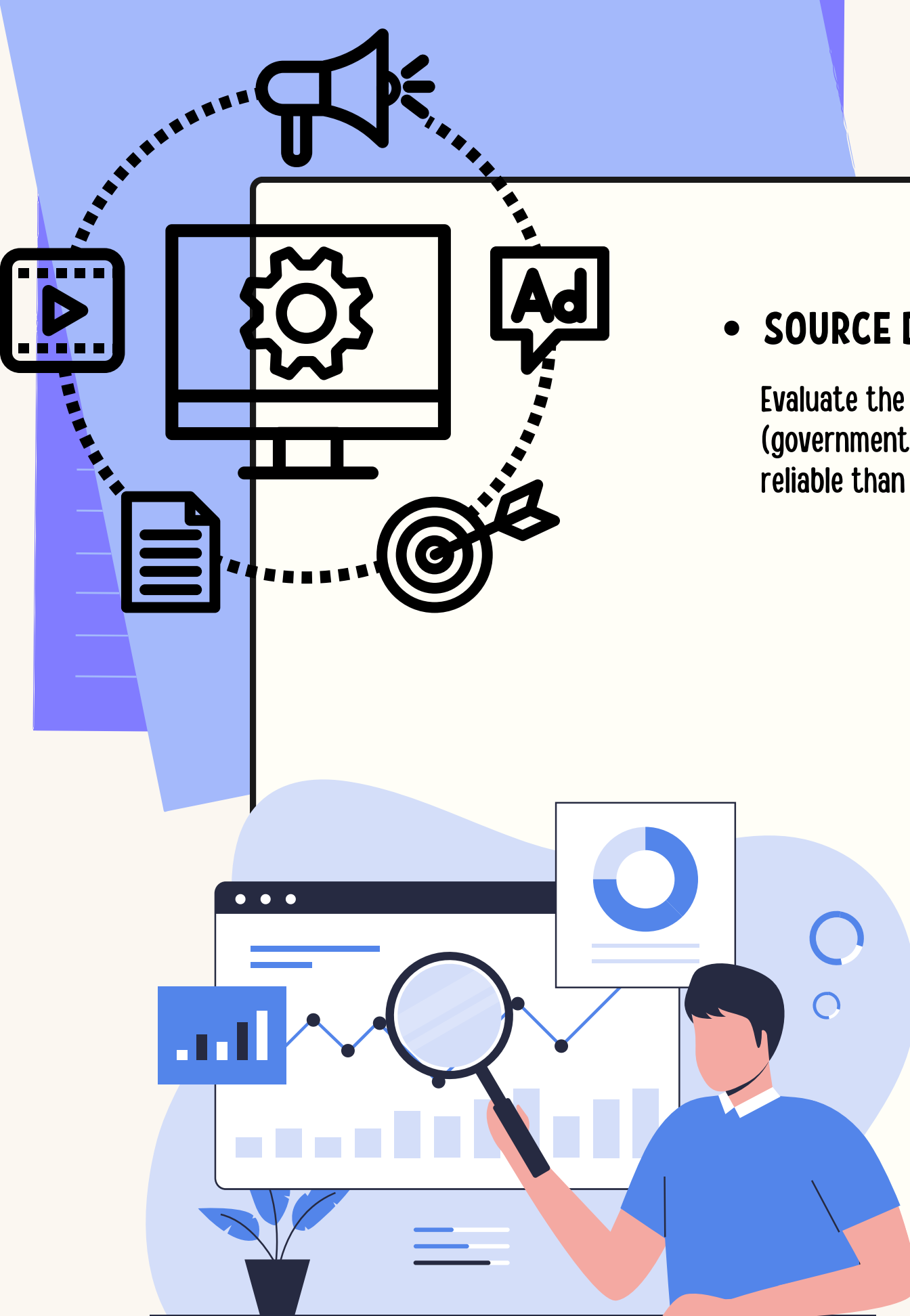
- **PUBLICATION DATE**

Check the publication date to ensure that the information is up-to-date. Some subjects evolve rapidly, and outdated information can be misleading.

- **OBJECTIVITY**

Look for signs of objectivity. Biased or skewed websites may present information in a partial manner.





- **SOURCE DOMAIN**

Evaluate the source domain. Domains such as .gov (government) and .edu (education) are often more reliable than lesser-known domains.

- **REFERENCES AND CITATIONS**

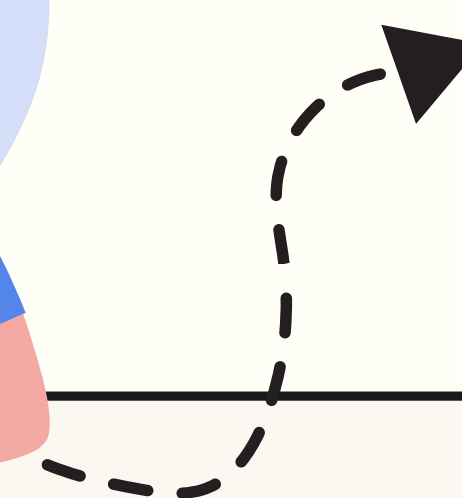
Reliable sources will include references and citations, thereby enhancing their credibility.

- **CRITICAL REVIEW**

Cultivate a critical attitude towards online information. Ask questions about the legitimacy of the source and how the information is presented.

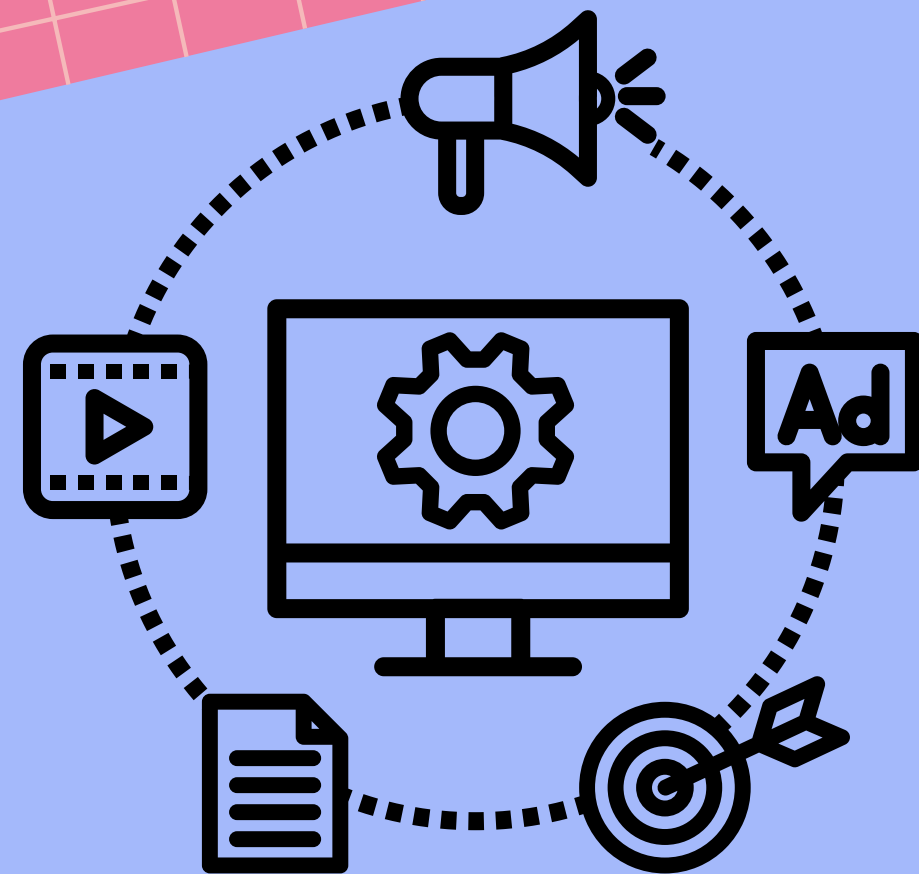


By combining effective research skills with a critical evaluation of sources, users can maximize the quality of information they find online, thereby contributing to a more informed and reliable navigation.



IV. Digital Security

A. Protection of Personal Data



1

Strong Passwords and Password Management

Protecting personal data begins with the establishment of strong passwords and secure password management. Here are important practices to adopt:

- **PASSWORD COMPLEXITY**

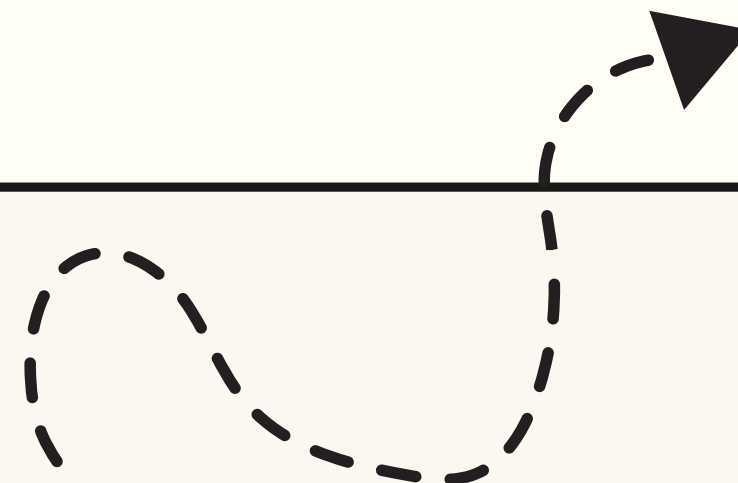
Use complex passwords consisting of a combination of letters (both uppercase and lowercase), numbers, and special characters. Avoid common or easily guessable sequences.

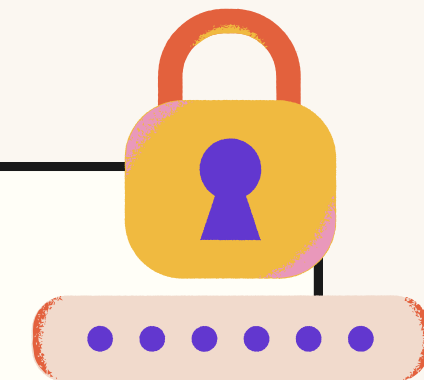
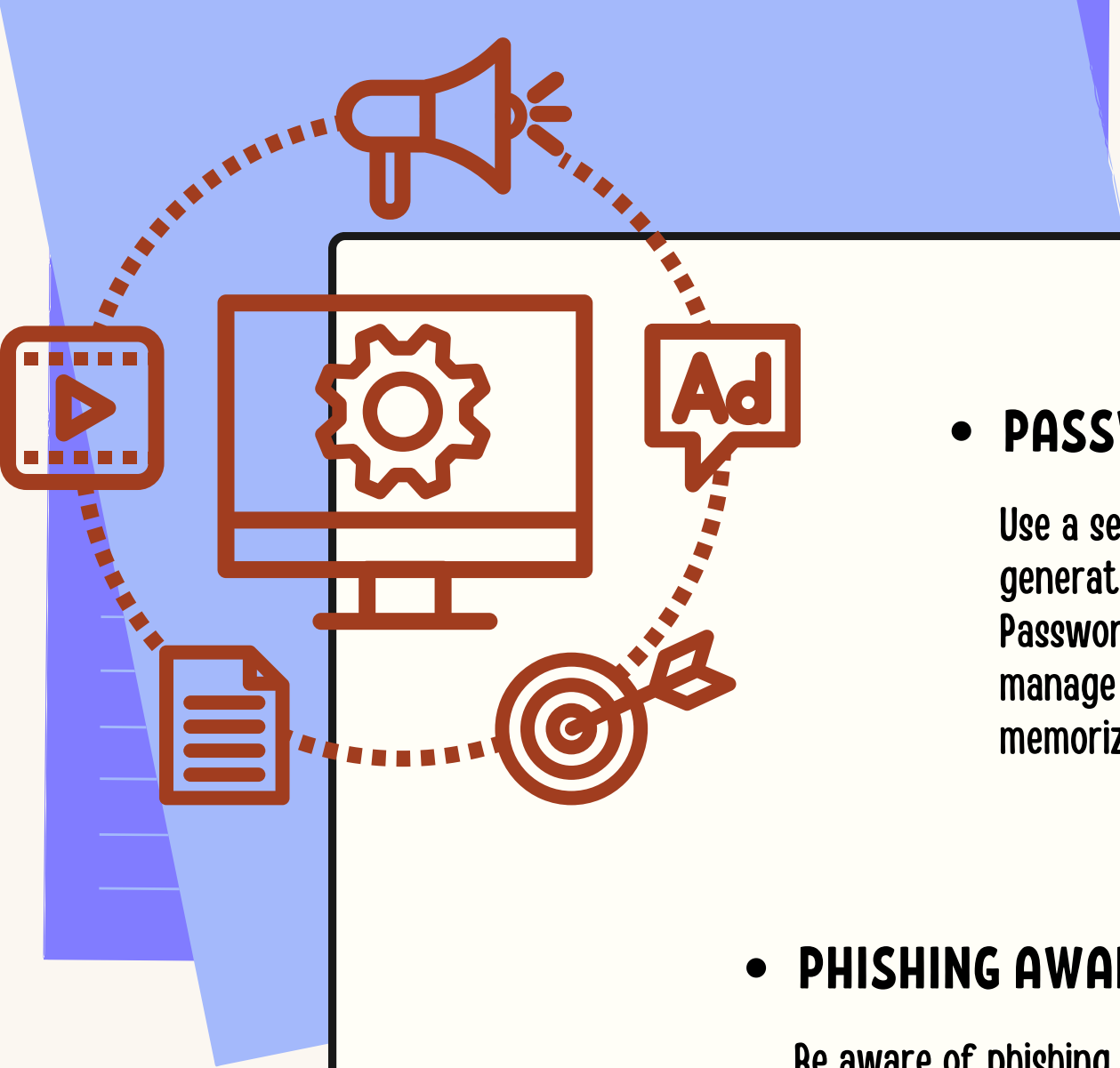
- **PASSWORD LENGTH**

The longer the password, the more challenging it is to crack. Opt for passwords of at least 12 characters.

- **AVOID REUSE**

Use different passwords for each online account. This limits risks in case of a breach in one account.





- **PASSWORD MANAGEMENT**

Use a secure password manager to store and generate unique passwords for each site. Password managers also make it easy to manage strong passwords without the need to memorize them.

- **TWO-FACTOR AUTHENTICATION (2FA)**

Enable two-factor authentication whenever possible. This adds an additional layer of security by requiring additional verification beyond the password, such as a code generated on a mobile device.

- **PHISHING AWARENESS**

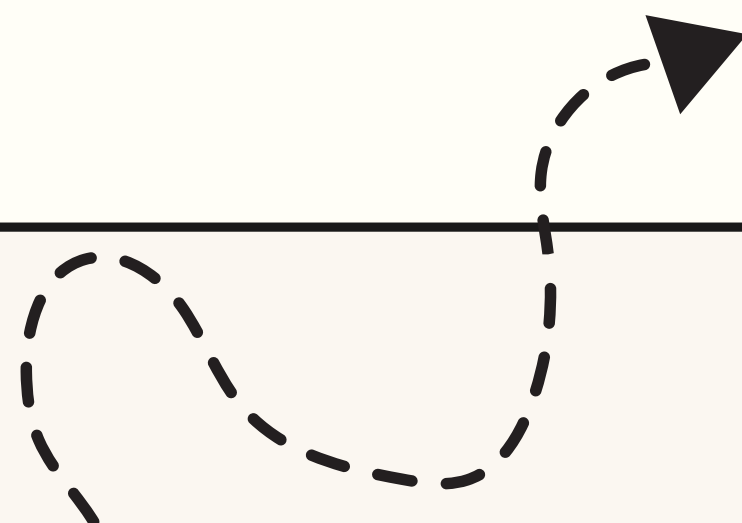
Be aware of phishing attempts, where attackers try to deceive you into disclosing your login information. Do not click on suspicious links and always verify the authenticity of emails or messages.

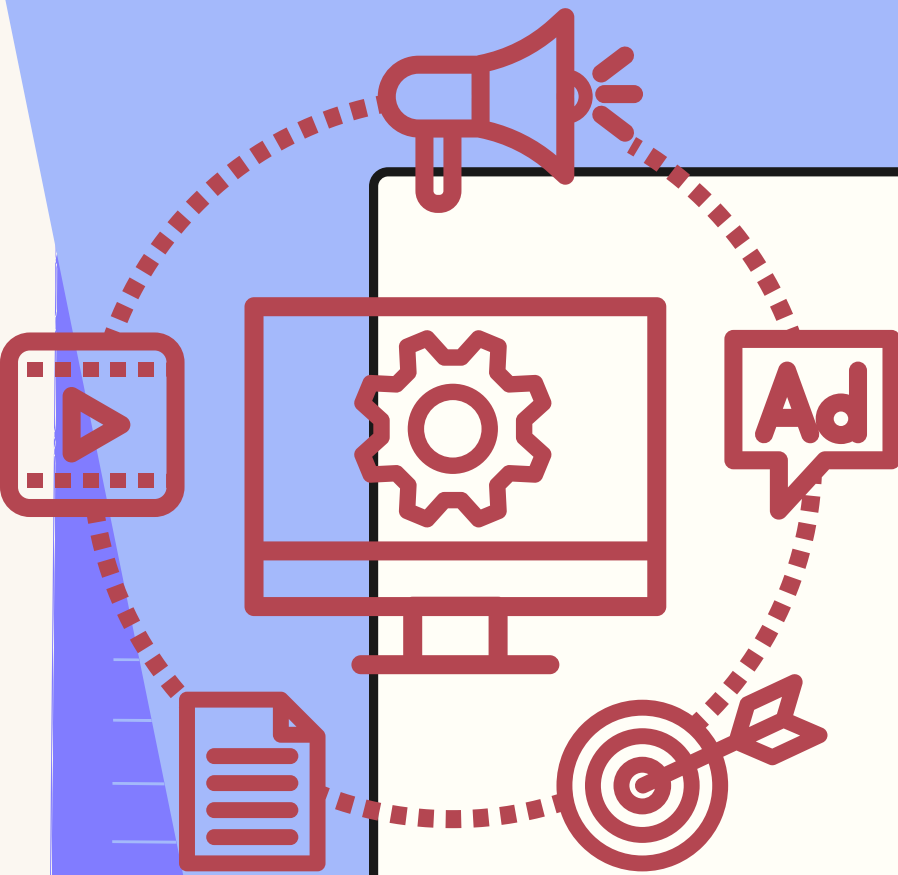
- **PASSWORD MANAGER PROTECTION**

If you use a password manager, ensure it is secured with a strong master password. Avoid storing it on shared devices and use features such as two-factor authentication if available.

- **PERIODIC CHANGE**

It is recommended to periodically change your passwords, even if no suspicious activity has been detected. This reduces risks in case of potential compromise.





- **SECURITY QUESTION ANSWERS**

Avoid using obvious answers to security questions, as this information could be easily accessible to malicious individuals. Prefer less predictable answers or create fictional responses that only you would understand.

- **PASSWORD BACKUP**

In addition to using a password manager, consider regularly backing up your passwords in a secure manner. This can be helpful in case of loss of access to your password manager.

- **AUDIT OF PERMISSIONS**

Regularly review the permissions granted to applications and online services. Revoke access for apps you no longer use or find suspicious.

- **SECURE COMMUNICATION**

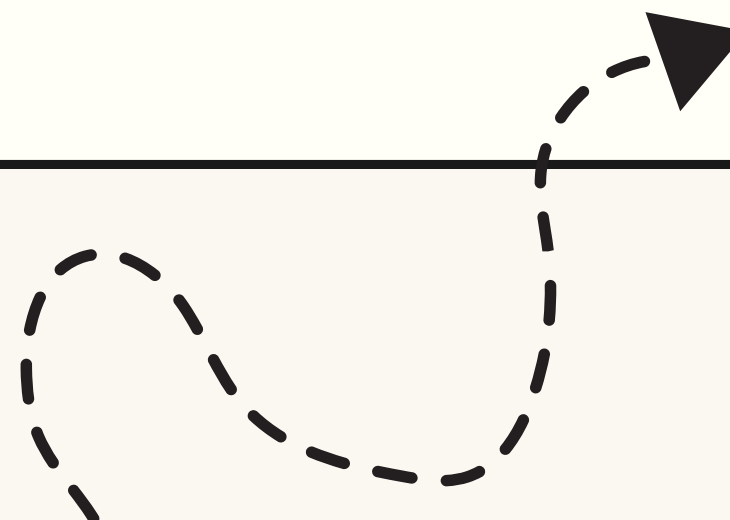
When communicating sensitive information online, ensure that the connection is secure (HTTPS) to prevent data interception.


- **CONTINUOUS EDUCATION**

Stay informed about the latest attack techniques and best practices in password security. Ongoing education enhances your ability to stay secure online.



Implementing these practices significantly strengthens the security of your personal data online, thereby helping to prevent unauthorized access and protect your privacy.





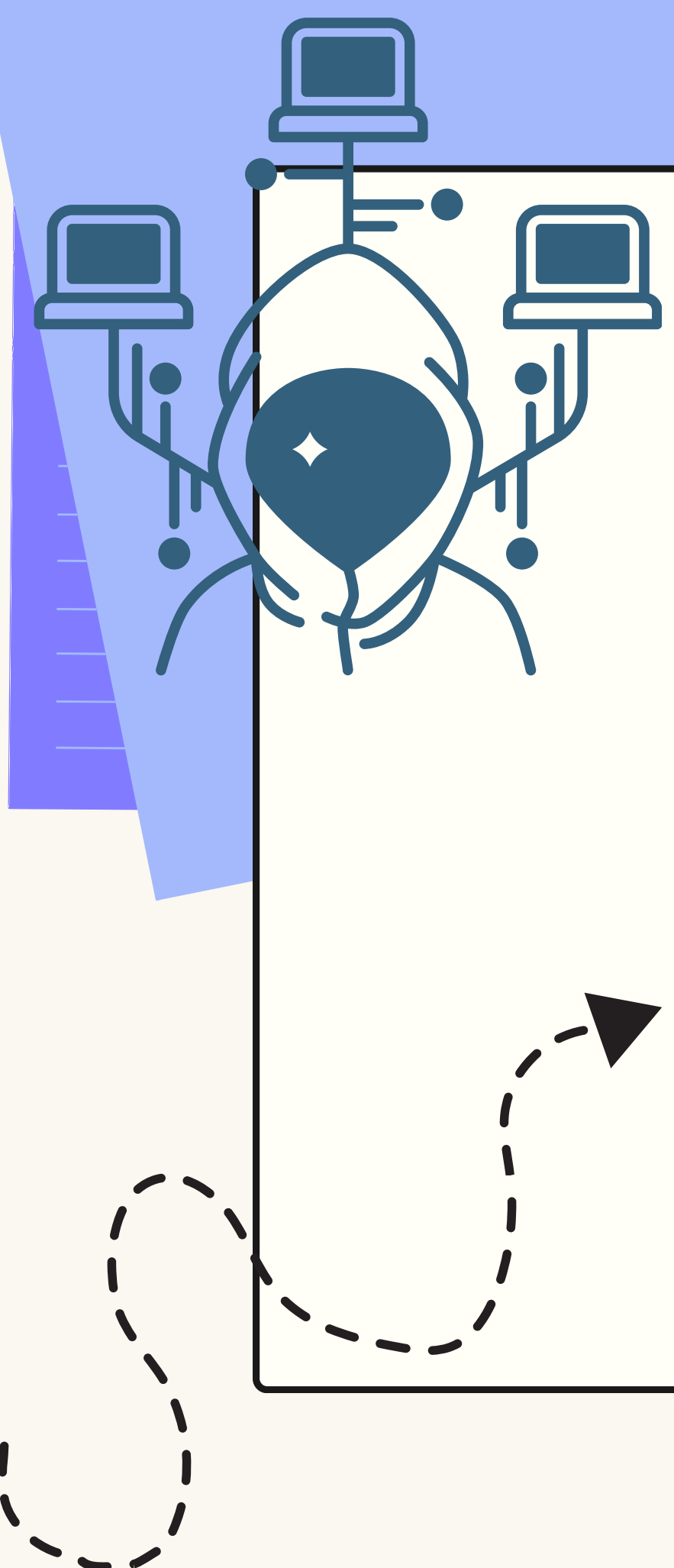
Online threats, such as phishing, malware, and other attacks, pose a constant risk to digital security. Understanding these threats is essential to implement adequate protective measures. Here is a detailed exploration of some of these threats:

- **SPEAR PHISHING**

- **Definition:** Phishing is an attack technique where malicious actors attempt to deceive users by posing as trusted entities, such as banks, companies, or online services, with the goal of stealing sensitive information.
- **Methods:** Attackers often use emails, instant messages, or fraudulent websites to prompt users to disclose credentials, passwords, financial information, or other personal data.
- **Awareness:** Users should be vigilant against unsolicited emails, suspicious links, urgent requests for personal data, and verify the authenticity of websites by carefully examining URLs.

- **LOGICIELS MALVEILLANTS**

- **Definition:** Malware refers to programs designed to cause damage, steal data, or disrupt the proper functioning of computer systems. This includes viruses, worms, Trojans, ransomware, and other forms of malicious software.
- **Methods:** Malware can be distributed through files downloaded from untrusted sources, malicious links in emails, or compromised websites.
- **Awareness:** Online security involves using up-to-date antivirus software, exercising caution when downloading files, and avoiding suspicious websites. Users should also keep their operating systems and applications updated to benefit from the latest security patches.



- **SOCIAL ENGINEERING**

- **Definition:** Social engineering is a psychological manipulation aimed at persuading individuals to disclose confidential information, perform harmful actions, or compromise protected systems.
- **Methods:** Social engineering attacks can take the form of persuasive messages, deceptive phone calls, or other tactics designed to exploit trust or evoke strong emotions.
- **Awareness:** Users should be trained to recognize signs of social engineering, such as unusual requests for information, fictitious emergencies, or attempts at emotional manipulation.

- **SECURITY UPDATES**

- **Definition:** Security updates are software patches designed to fix identified vulnerabilities in operating systems, software, and other applications.
- **Methods:** Attackers often exploit known vulnerabilities to infect systems that are not up to date.
- **Awareness:** Users should understand the importance of keeping their systems updated to protect against known exploits.

- **TWO-FACTOR AUTHENTICATION (2FA)**

- **Definition:** Two-Factor Authentication (2FA) requires additional verification beyond the usual password, thereby enhancing the security of online accounts.
- **Methods:** 2FA can involve the use of codes generated on mobile devices, physical security keys, or other means of verification.
- **Awareness:** Encourage the use of Two-Factor Authentication to add an extra layer of security to access online accounts.

B. Device Security

1 Software Updates

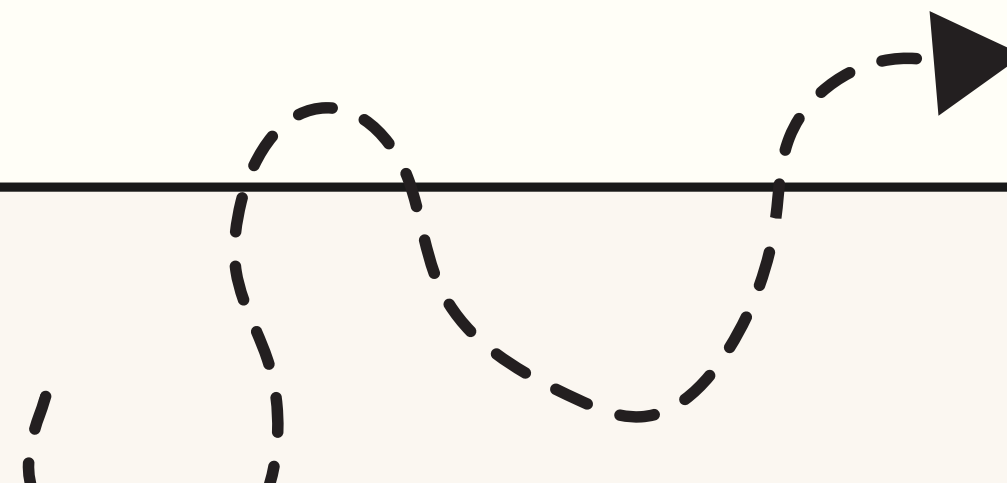
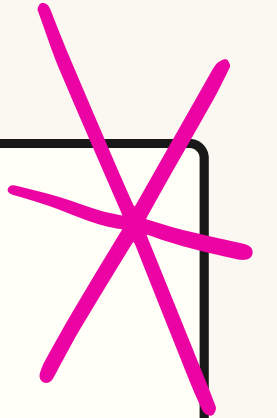

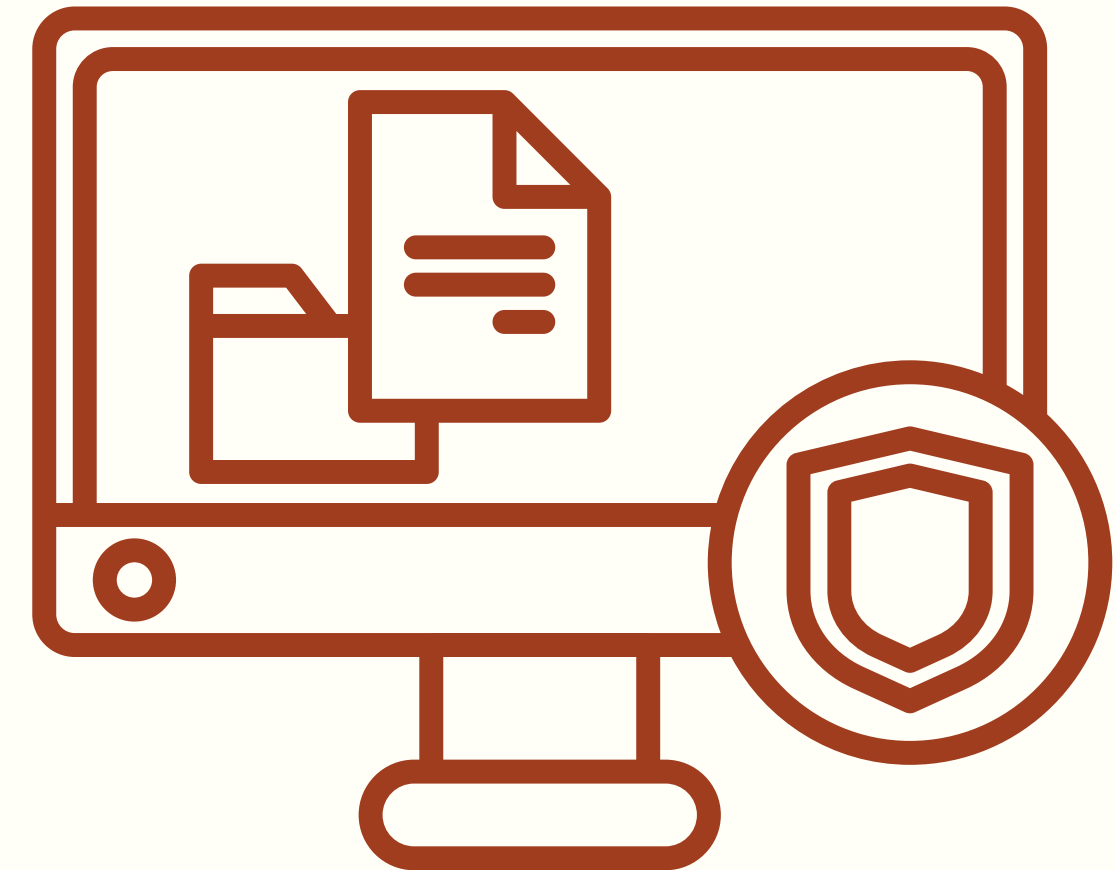
- **RELEVANT KEYWORDS**

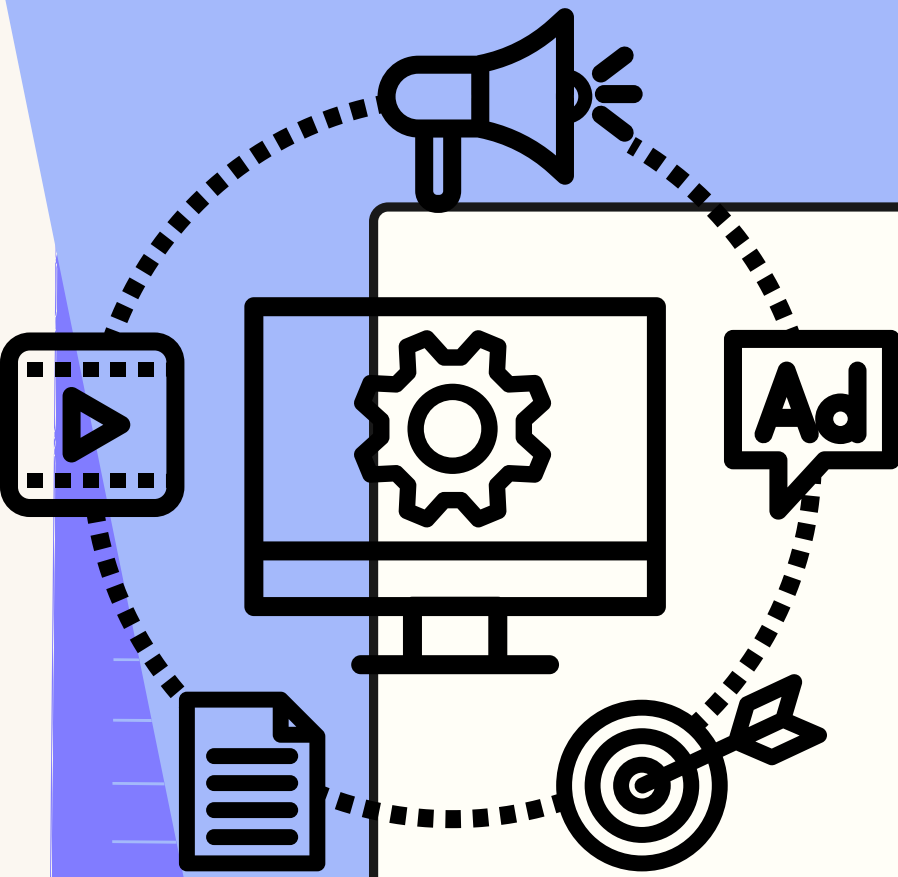
Definition: Consistent software updates involve the installation of patches, enhanced features, and security updates on a device's operating system and applications.

Importance: Updates are crucial to maintaining the security and stability of devices. They address vulnerabilities, improve performance, and add new features.

Security Patches: Security updates patch identified software vulnerabilities, reducing the risk of exploitation by attackers. Ignoring these updates exposes the device to potential threats.

Malware Protection: Regular updates enhance the device's ability to detect and defend against malware. Software security databases are constantly updated to recognize new threats.





• ANTIVIRUS

- Definition: An antivirus is software designed to detect, prevent, and eliminate malicious software such as viruses, worms, Trojans, ransomware, and other online threats.
- Operation: Antiviruses use signature databases to identify patterns of known malware. Some also employ behavioral methods to detect suspicious activities.
- Role: An antivirus provides real-time protection, regularly scans system files, downloads, and emails to detect and eliminate potential threats.

• FIREWALL

- Definition: A firewall is a security system that monitors and controls network traffic based on predefined rules. It can be hardware or software.
- Operation: A firewall analyzes data entering or leaving a network and blocks or allows traffic based on configured security rules. It helps prevent unauthorized access.

• IMPORTANCE OF ANTIVIRUS AND FIREWALL

- Real-time Protection: An antivirus provides constant protection against threats, while a firewall controls network traffic to prevent intrusions.
- Infection Prevention: Antivirus and firewall help prevent infections by malicious software, thereby limiting risks to data security.
- Threat Filtering: Firewalls filter potentially dangerous traffic, while antivirus actively analyzes files to detect threats.
- Alerts and Notifications: These solutions issue alerts in case of detected threats, providing users the opportunity to take preventive measures.



• BEST PRACTICES

- Regular Updates: Keep antivirus and firewalls up to date to benefit from the latest threat signatures and security patches.
- Appropriate Configuration: Configure antivirus and firewall settings according to specific security needs, ensuring not to block legitimate applications.
- Regular Scans: Conduct regular antivirus scans to detect malware, and ensure the firewall is active and configured correctly.

• COMPLEMENTARITY

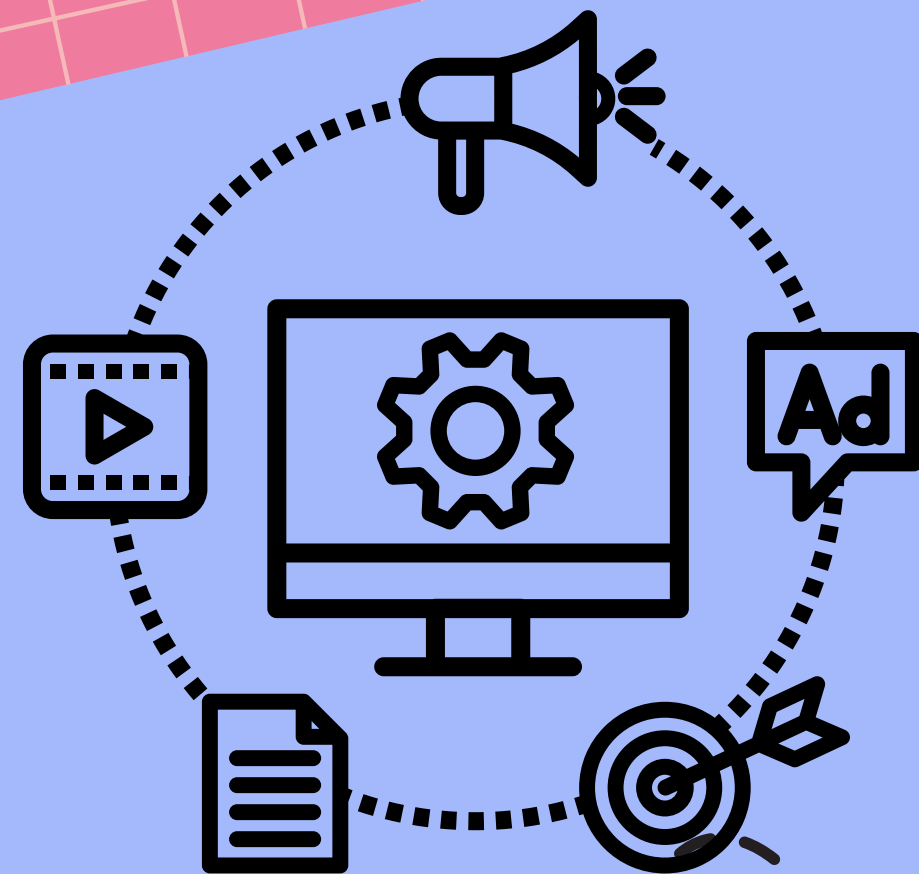
- Combined Use: Using antivirus and firewall complementarily provides robust defense against a broad range of online threats.
- Integrated Security: Some antivirus software integrates firewall features, offering an integrated security solution.



By combining an effective antivirus with a well-configured firewall, users significantly strengthen the security of their devices, thereby reducing the risks associated with online threats.

V. Digital Communication

A. Email



1

Creating an Email Address

- **CHOOSING THE PROVIDER**

The first step to create an email address is to choose an email service provider. Popular platforms such as Gmail, Outlook, and Yahoo Mail offer reliable and user-friendly services.

- **REGISTRATION**

After selecting the provider, the user needs to sign up by providing personal information such as name, surname, date of birth, and obtaining a unique username. They must also create a secure password to protect their account.

- **SECURITY SETTINGS MANAGEMENT**

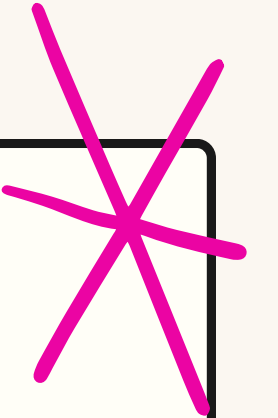
It is essential to configure security settings, such as two-factor authentication, to protect access to the email address from unauthorized access.

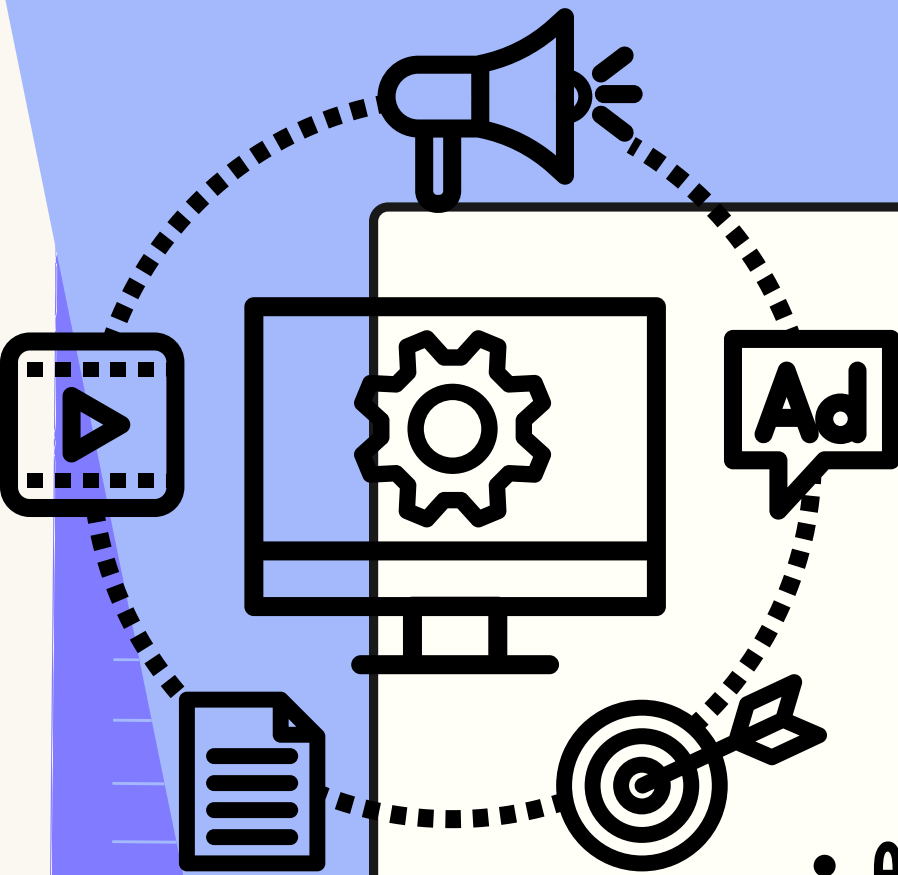
- **VERIFICATION**

Some providers require email or phone number verification to ensure the authenticity of the user. Following these steps ensures the security of the account.

- **CUSTOMIZATION**

After creation, the user can personalize their email address by adding a profile picture and configuring settings such as the automatic signature.





- **CLEAR AND CONCISE SUBJECT**

The subject of the email should be clear and concise to give the recipient an idea of the content. It should accurately reflect the actual purpose of the communication.

- **EMAIL BODY**

The body of the email should be structured with short paragraphs, including an introduction, a development of the subject, and a conclusion.

- **APPROPRIATE GREETING**

Use an appropriate greeting, such as 'Bonjour [Recipient's Name]' or 'Cher [Title and Name],' based on the professional relationship.

- **PROFESSIONAL LANGUAGE**

Use professional language without spelling or grammar errors. Avoid excessive use of informal terms unless the relationship permits.

- **CLARITY AND CONCISENESS**

Avoid redundancy. Clearly express ideas and maintain conciseness so that the recipient can quickly understand the message.

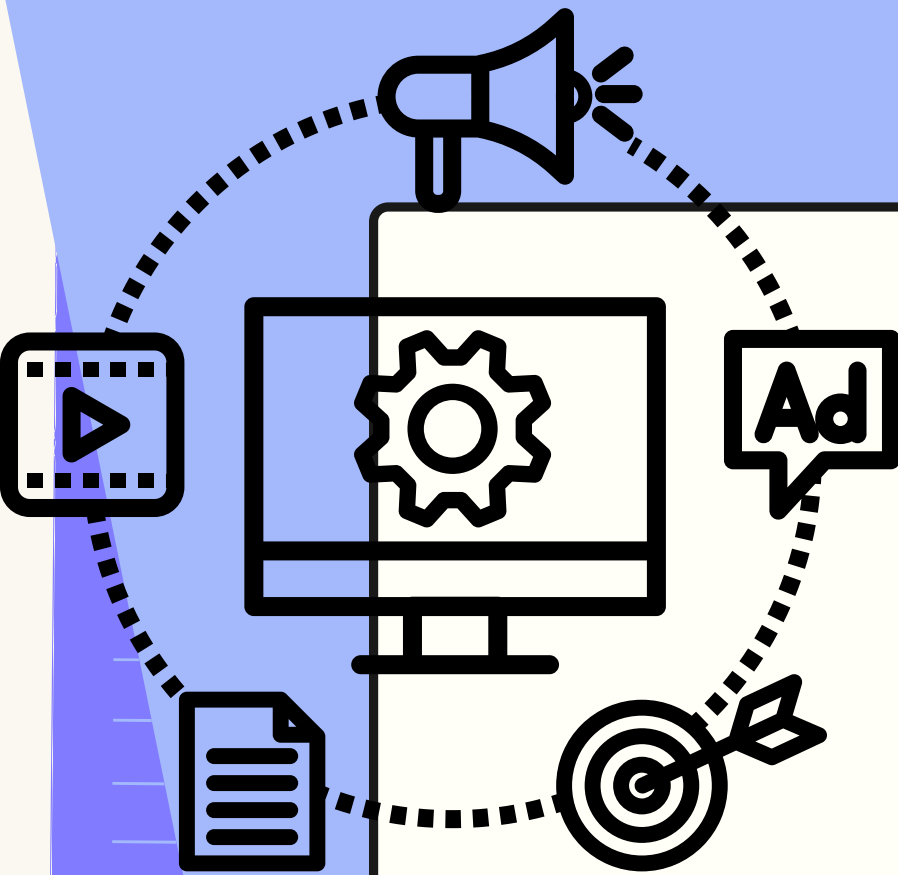
- **PROMPT RESPONSE**

In a professional context, responding promptly to emails is a sign of respect for others' time. If a comprehensive response will take longer, sending an acknowledgment is helpful.

- **ATTACHMENTS**

When sending attachments, ensure they are relevant and properly named. Avoid sending overly large files without prior notice.






- **PROFESSIONAL SIGNATURE**

Include a professional signature at the end of each email. This may include full name, title, professional contact information, and optionally links to online profiles.

- **PROFESSIONAL SIGNATURE**

Include a professional signature at the end of each email. This may include full name, title, professional contact information, and optionally links to online profiles.



- **ATTACHMENTS**

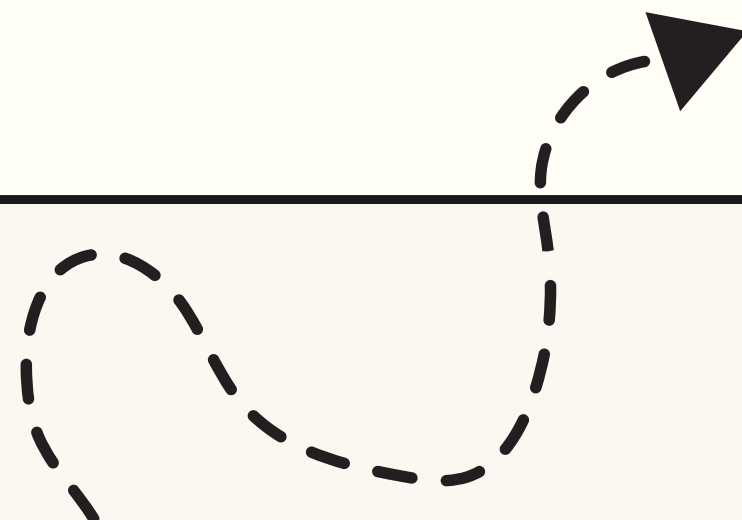
When sending attachments, ensure they are relevant and properly named. Avoid sending overly large files without prior notice.



A good practice in writing professional emails contributes to effective communication and enhances credibility in a professional context.

- **PROOFREADING**

Before sending, proofread the email to detect any potential errors and ensure the tone is appropriate.



B. Social Media

1

Introduction to Major Social Media Platforms

Social media has radically transformed how individuals interact, share information, and engage both professionally and personally. Here's a brief introduction to the major social media platforms:

- **FACEBOOK**

Launched in 2004, Facebook is the largest social media platform globally. It enables users to connect with friends, share statuses, photos, videos, and participate in groups or events.

- **LINKEDIN**

LinkedIn is a professional networking platform. Users create professional profiles, share experiences and skills, and connect with other professionals. It's a crucial tool for professional development and recruitment.

- **INSTAGRAM**

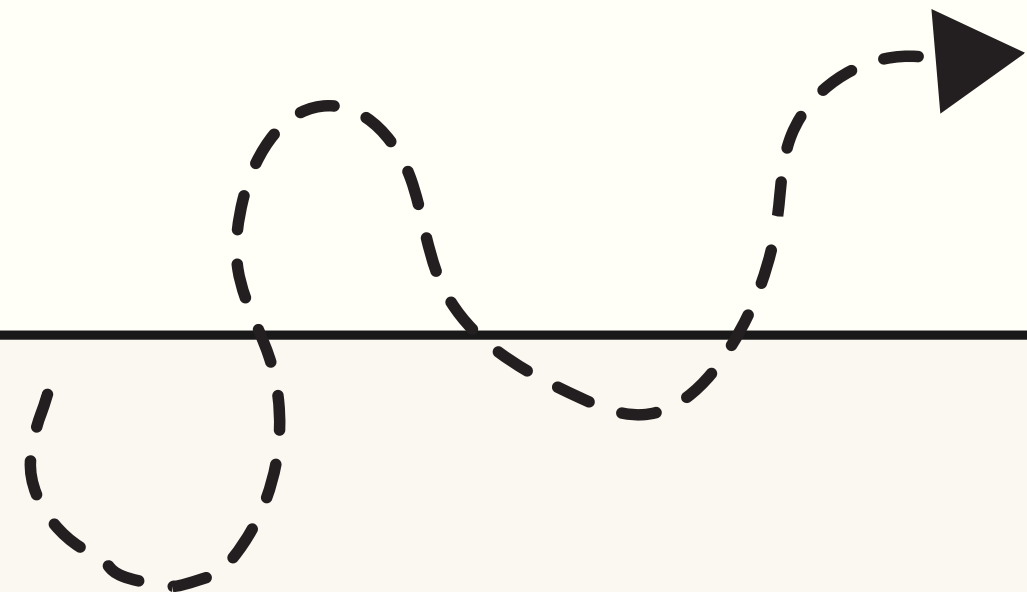

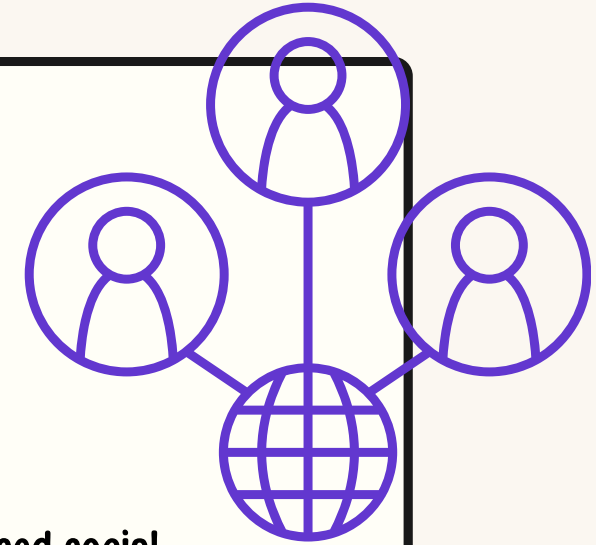
Instagram, acquired by Facebook in 2012, is a platform focused on sharing photos and videos. Users can apply filters to their content and interact with others through likes and comments.

- **TWITTER**

"Twitter is a microblogging-based social media platform where users share short messages called 'tweets.' It is widely used for real-time news updates, following personalities, and sharing opinions."

- **YOUTUBE**

YouTube is a video-sharing platform owned by Google. Users can upload, watch, and interact with videos on a variety of topics. It's also a space for content creators.



- **SNAPCHAT**

Snapchat is a multimedia messaging app where users share photos and videos that disappear after a short period. It is known for its playful features such as filters and stories.

- **WHATSAPP**

WhatsApp is an instant messaging application that allows users to communicate through text, voice, and video. It is widely used for both personal and professional communications.

- **TIK TOK**

TikTok is a social media platform focused on sharing short creative videos. It has become extremely popular, especially among young users, for creating and consuming playful content.

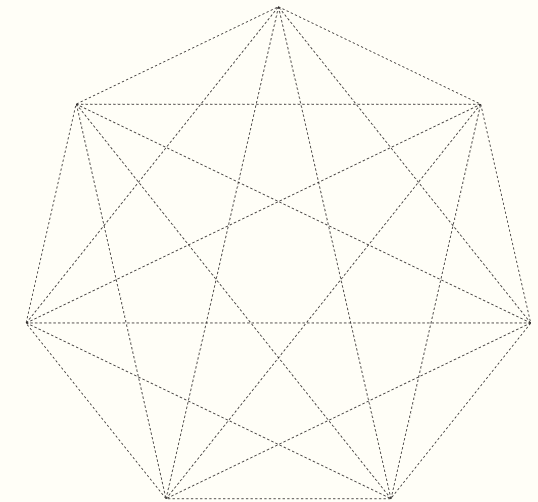



- **PINTEREST**

Pinterest is a visual discovery platform where users use and share ideas on virtual boards. It is a popular tool for event planning, finding inspiration, and sharing visual creations.



Each social media platform has its own features, target audiences, and specific uses. Individuals and businesses can choose platforms that best suit their needs to establish connections, share content, and engage in online conversations.





Social media platforms are popular for communication and information sharing. However, it's crucial to follow best practices and take security measures to protect your online privacy. Here are some essential tips:

- **PRIVACY SETTINGS**

Regular Review:

Regularly review and adjust your privacy settings to control who can see your posts, personal information, and who can contact you.

Minimal Information:

Limit the amount of personal information you share publicly. Avoid posting sensitive details such as your address or phone numbers.

- **PASSWORD AND ACCOUNT SECURITY**

Strong Password:

Use strong passwords with a combination of letters, numbers, and special characters. Avoid using easily guessable information.

Two-Factor Authentication (2FA):

Enable two-factor authentication for an additional layer of security. This typically involves sending a verification code to your mobile phone.

- **FRIEND AND CONTACT MANAGEMENT**

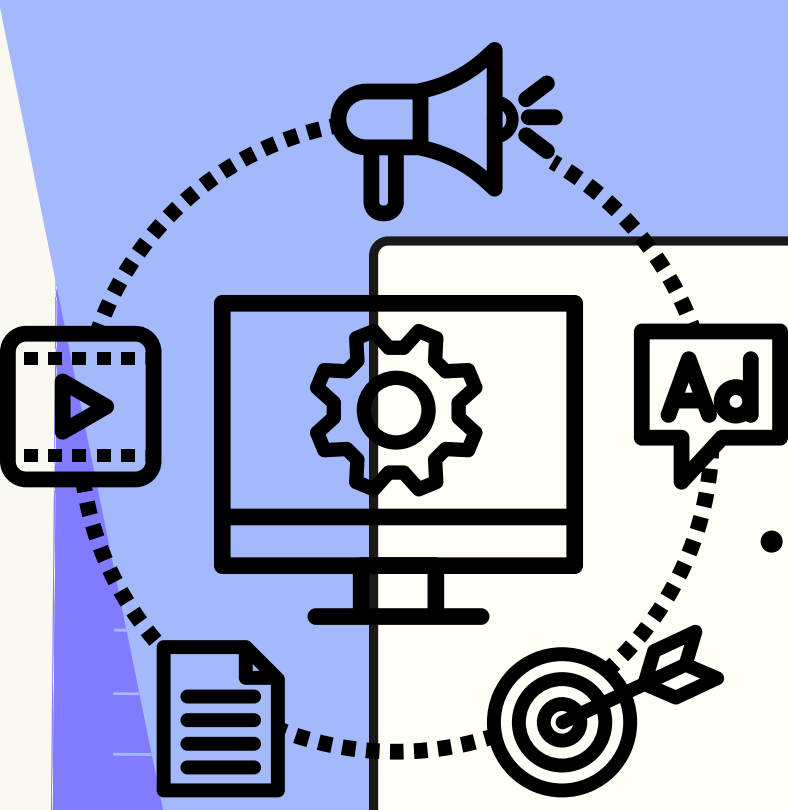
Connect with Known Individuals:

Limit connections to people you know personally. Avoid accepting friend or contact requests from unknown individuals.

Friend Lists/Groups:

Use friend lists or group features to control who sees your different posts. You can share specific content with selected groups.





- **AWARENESS OF ONLINE THREATS**

Recognition of Threats:
Be aware of online threats such as phishing. Do not click on suspicious links and do not share sensitive information in response to unsolicited messages.

Checking App Settings:
If you use third-party applications with your social media account, check the app settings...

- **PASSWORD AND ACCOUNT SECURITY**

Strong Password:
Use strong passwords with a combination of letters, numbers, and special characters. Avoid using easily guessable information.

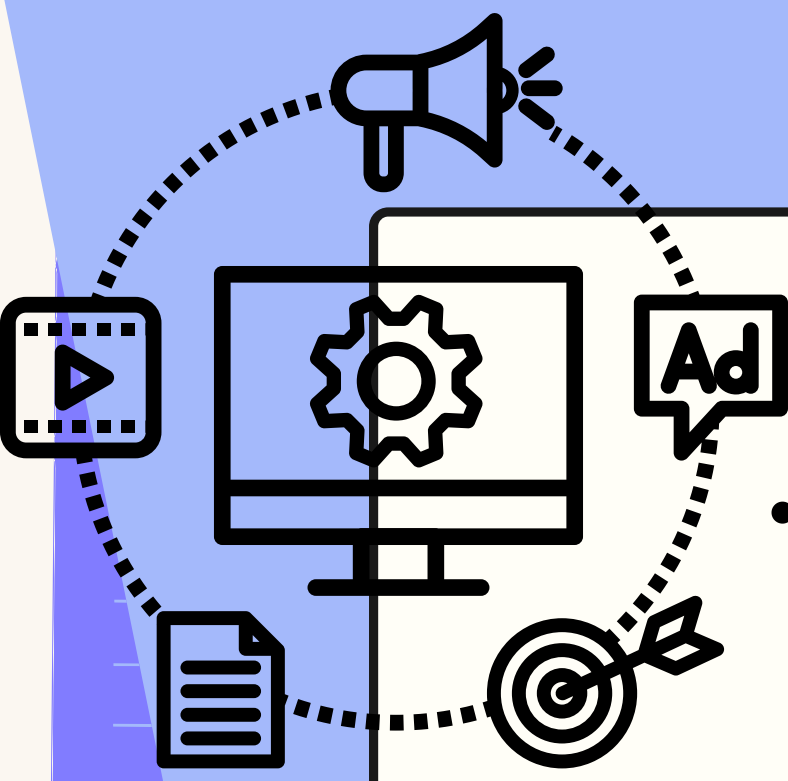
Two-Factor Authentication (2FA):
Enable two-factor authentication for an additional layer of security. This typically involves sending a verification code to your mobile phone.

- **RESPONSIBLE SHARING**

Think Before Sharing:
Before posting anything, consider its potential impact. Avoid sharing overly personal or controversial information.

Inappropriate Content:
Refrain from sharing inappropriate or offensive content. This can have consequences for your online and real-life reputation.





- **ACCOUNT ACTIVITY MONITORING**

Regular Account Activity Review:
Regularly monitor your account activity. Check recent logins, tagged posts, and privacy settings to detect any suspicious activity.

Notifications:
Enable notifications to be informed of important activities on your account, such as login attempts or new associated devices.

- **CONTINUING EDUCATION**

Awareness and Training:
Stay informed about the latest trends and threats in online security. Attend regular training sessions on social media security.

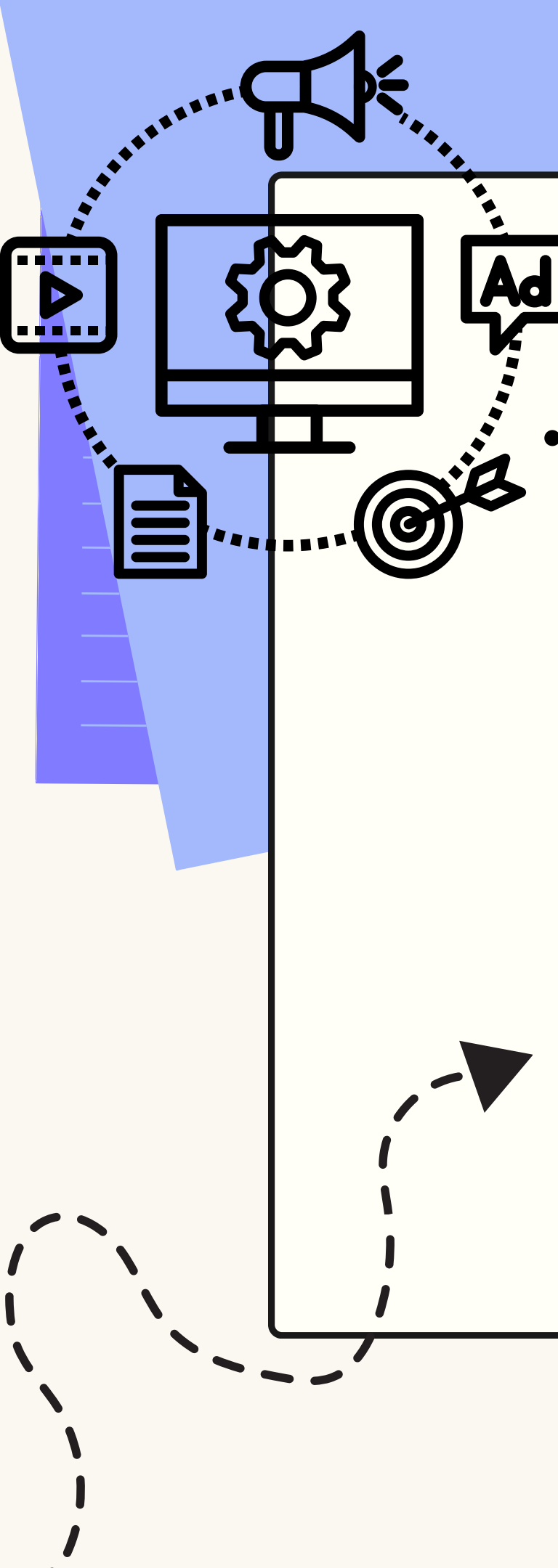
Privacy Settings Information:
Take the time to understand the various privacy features offered by the platform you are using. Social media platforms evolve, and settings may change.

- **RRESPECT FOR COPYRIGHT:**

Responsible Content Sharing:
Respect copyright and intellectual property by only sharing content for which you have the rights or by properly citing the source.

Tagging Control:
Monitor posts in which you are tagged. Adjust settings to allow tagging only after your approval.





- **PROTECTION OF PROFESSIONAL INFORMATION**

Professional Discretion:
If you use social media for professional purposes, maintain appropriate discretion. Avoid controversial comments that could impact your career.

Professional Profile:
If you use social media for professional purposes, create a separate professional profile and use photos and information relevant to your field.

- **REPORTING AND BLOCKING**

Reporting Abusive Behaviors:
If you encounter abusive behaviors, report them to the platform. Social media platforms have mechanisms in place to address cases of harassment or abuse.

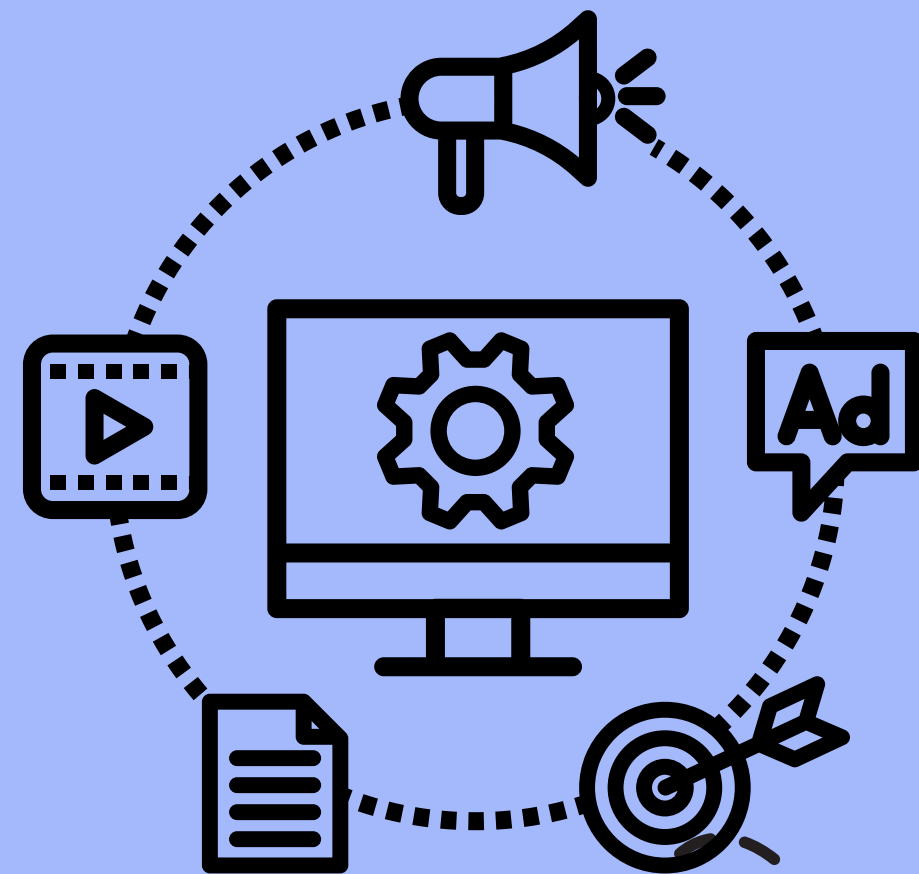
Blocking Unwanted Users:
Feel free to block users who bother you or seem to be a threat. The blocking feature is a powerful tool to control your online environment.



By following these best practices, you contribute to creating a safer online environment and protecting your privacy securely on social media. Stay vigilant and adjust your settings based on your needs and platform developments.



VII. Conclusion



1 Summary of Key Points

Exploring this digital literacy primer, we've covered various essential aspects to navigate and leverage the digital world. Here is a brief summary of the key points discussed:

- **THE IMPORTANCE OF DIGITAL IN EVERYDAY LIFE**

Digital is omnipresent, influencing our social interactions, access to information, professional activities, and much more.

- **ADOPTION OF DIGITAL TECHNOLOGIES**

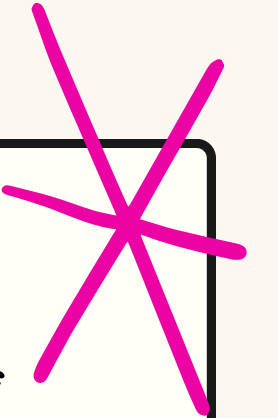
Facilitating the adoption of digital technologies requires an inclusive, educational, and accessible approach for all.


- **DEFINITION OF DIGITAL**

The digital realm encompasses the use of technologies based on binary numbers to represent data, thereby transforming how we communicate, access information, and interact with the world.

- **DIGITAL LITERACY/AWARENESS**

Awareness of basic digital concepts is crucial for safe and effective use of digital technologies.





• DESCRIPTION OF A COMPUTER

A computer is an electronic device that processes and stores data, consisting of hardware and software.

• OPERATING SYSTEM (OS)

The operating system is software that manages hardware resources and enables users to interact with the computer.

• MOBILE OPERATING SYSTEMS

Android and iOS are the primary operating systems for smartphones and tablets, providing stable and feature-rich platforms.

• THE COMPONENTS OF A COMPUTER

A computer comprises hardware such as the processor, memory, storage, and input/output devices.

• BIOS/UEFI

The BIOS (Basic Input/Output System) or UEFI (Unified Extensible Firmware Interface) are firmware components that enable the computer to boot.

• DIGITAL SECURITY

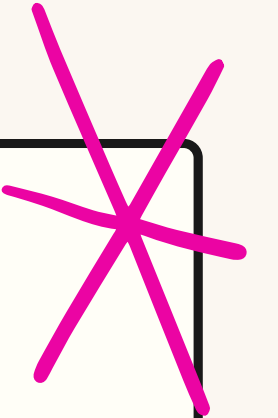
Best practices in online security are essential to protect personal data, prevent threats, and ensure a safe digital experience.

• SOFTWARE AND APPLICATIONS

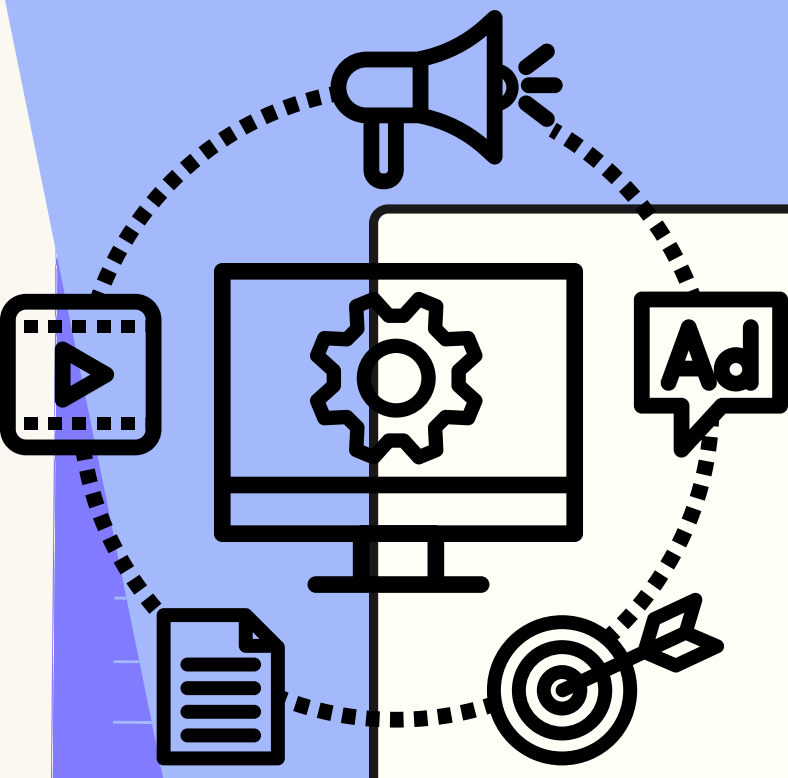
Software refers to computer programs that perform specific tasks, while applications are software designed for particular uses.

• SMARTPHONES AND TABLETS

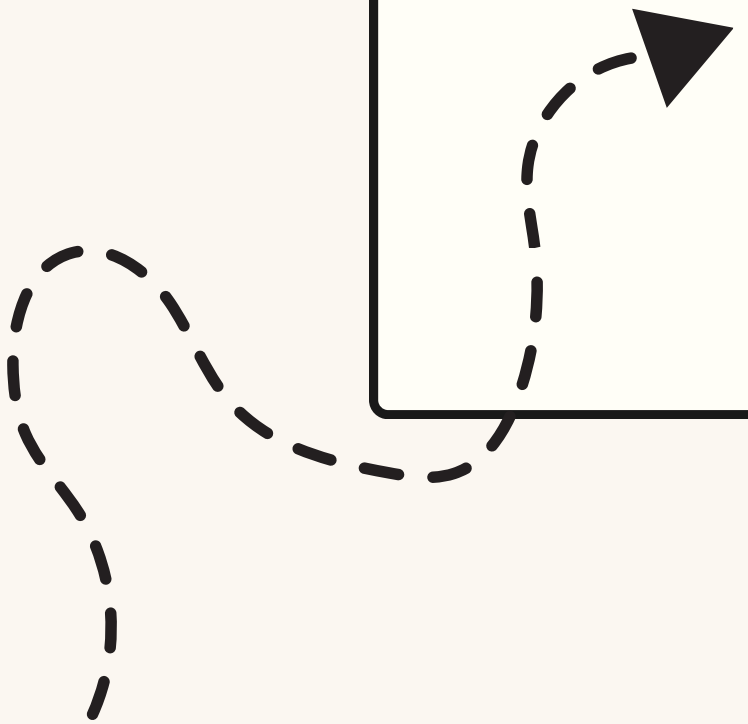

These portable devices play a central role in our daily lives, offering diverse functionalities ranging from communication to productivity.




2 Encouragements to further explore the digital world



In conclusion, we encourage you to embrace the digital world with curiosity and preparedness. Explore the opportunities presented by digital technologies while remaining aware of challenges related to security and privacy. Keep yourself informed, enhance your digital skills, and actively engage in this exciting era of technological innovation. The digital realm holds immense potential, and your thorough understanding of these concepts positions you favorably in this ever-evolving digital age. Happy exploring and responsible use of the digital world!



Digital Inclusion



FRANCE



GERMANY



SPAIN



Co-funded by
the European Union

Funded by the European Union. Views and opinions expressed are however those of the author(s) only and do not necessarily reflect those of the European Union or the European Education and Culture Executive Agency (EACEA). Neither the European Union nor EACEA can be held responsible for them.



LICENCE OUVERTE
OPEN LICENCE